



THE ELEMENTS OF COLOR



paving stones | retaining walls | outdoor living

nicolock[®]
paving stones & retaining walls

 **paver-shield**[™]



Stoneridge XL shown in Marble Blend

LIFETIME WARRANTY


Nicolock provides a limited lifetime warranty on the structural integrity of its manufactured product line used in residential applications. Nicolock pavers are warranted for as long as you own your home and are transferable to the next owner should you sell. Nicolock products installed in accordance with our guidelines and industry standards that are deemed to be structurally defective will be replaced with product of equal value. Removal and replacement labor cost is not the responsibility of Nicolock. Regarding de-icing products, Nicolock recommends sand for slip resistance as it is the most environmentally friendly product for use on concrete products to make sure surfaces are skid and slip resistant. If a de-icing product is used, Nicolock recommends using only NaCl (rock salt) and should be used sparingly, following the manufacturer's instructions. Once ice is loosened, remove immediately to avoid buildup of the de-icing agent. De-icing agents of any kind are not recommended for our Nicostone line.

Color matching and product availability are not guaranteed. Proof of purchase and/or installation contract must be made available prior to or at the time of inspection by an authorized Nicolock representative. Other exclusions apply.

Nicolock / Nicolia Concrete Products is the owner or authorized user of all patents and trademarks for products and designs illustrated herein. Firma®, Checker Block®, Sante-Euro® & Paver-Shield® are examples of registered trademarks of Nicolia Concrete Products. SF-Rima® is a trademark of SF Concrete Technology, Inc. Trinity® is a trademark of Earth Reinforcement Technologies. • US Patent # : Firma® 6,082,933.

CONTENTS

WHY NICOLOCK




Paver- shield ™	02
Why Nicolock	03
Elements of Color	09
Pre-designed Pkgs	18

PAVERS

Alpine Collection	21
Blue Ridge	24
Ridge Brick	25
Stone Ridge	27
Plank Paver	30
Fiuggi Travertine	31
Rustico Series	33
Holland Stone	37
Roma 1&2	38
The Montauk	39
Cobblestone	40
Colonial Cobble	41
Heritage Slab	42
Country 6x6 & 6x9	44
Country Combo	45
Old Towne	46
Pompeii	47
Flagstone	49
Grand Flagstone	50
Versailles Travertine	52
Patio Packs	53



ENVIRONMENTAL PAVERS



Environmental	56
Eco-Ridge	57
Checkerblock	58
Turfstone	58
Eco-Tre	59
SF-Rima	59
Old Town Flagstone	60
Natures Creations	61


CIRCLES

Ridge Circle	63
Country Circle	64
Sante-Euro Circle	66
Rustico Circle	67



WALL SYSTEMS

Colonial Wall Series	68
Alta & Alta Pro Wall	70
Everloc Retaining Wall	71
Belvedere Wall	72
Verona Wall	74
Kodah Wall	76
Trinity Wall	77
Serafina Wall	77
Sierra Wall	78
Mountain Block Wall	79
Claremont Wall	79
Firma Wall	80
Outcropping	81



ACCENTS

Irregular Steps	83
Rockface Treads	84
Thermal Treads	85
Rockface Steps	85
5" Colonial Pier	86
3" Colonial Pier	86
Verona Pier	87
Dimensional Coping	88
Multi Cap	88
Belvedere Coping & Cap	89
Pier Caps	89
Rockface Multi Cap	90
Colonial Cap	90
Old Town Pool Coping	91
Versailles Pool Coping	91
Log Sleeper	92
Stepping Stones	92
Old Vienna Inlay	93
Belgium Cobble	93
Edgestone	93
6x12 Fullnose	94
8x12 Fullnose	95
4x12 Fullnose	95



OUTDOOR LIVING



Outdoor Living	96
Verona Grill Island	98
Verona Kitchen	99
Verona Pizza Oven	100
Verona Firepit	102
Belvedere Firepit	103
Serafina Firepit	104
Verona Fireplace	106
Pergolas	107



CLIFROCK COLLECTION

Clifrock	108
Kalea Bay Fireplace	111
Round Firepit	112
Square Firepit	113
Kitchen Island	114



ACCESSORIES

Brick Oven	115
Grills	115
Kitchen Appliances	115
Kitchen Inserts	116
Fireplace Inserts	116



PRODUCT SPECS

Color	117
Patterns	133
Border Designs Ideas	135
Installation Guides	136
Stain Removal	140
FAQs	141



Nicolock sources the highest class of raw materials in the industry to give each paver the very best in quality and consistency. Our patented process features a smooth, ultra-dense surface and rich vibrant color guaranteed not to fade.



Our unique, state-of-the-art manufacturing process ensures that all of our quality materials are precisely measured out to create a consistent, extremely durable base mix which is the foundation of every Nicolock paver.



During this process, iron oxide bonds with cement molecules resulting in the most vibrant color seen throughout each paver.



Once our base mix is created, ultra-fine sand, portland cement and additional color come together to create our paver-shield™ technology.



The result is a tight, smooth surface texture combined superior color, strength and beauty that will last for generations!

SEE THE DIFFERENCE

Paver-shield™ Technology
Tight, smooth surface texture that is built into the paver.



Ultra dense base mix featuring color throughout the paver ensuring a lifetime of beauty.

WHY NICOLOCK



WELCOME TO NICOLOCK

We've invested millions in the most technologically advanced manufacturing equipment available to produce hardscape products that exceed the standards of the industry and those of the most discriminating buyer.

This state-of-the-art equipment provides us with our paver-shield™ technology, offering surface protection and rich color throughout our pavers. Using select materials, our rigorous attention to quality-control during the entire manufacturing process guarantees product consistency and allows us to offer you a lifetime warranty on our products.

Respectfully,

Roberto Nicolio

CEO/President, Nicolock Paving Stones

A LEGACY OF INNOVATION

For more than 50 years Nicolock has been trusted to help homeowners like you in achieving their perfect home. From technological advances such as our paver-shield™ technology, to our advanced color blending technique, Nicolock has continued to lead the way in the production and supply of quality concrete products.

We are also proud to say that we are 100% U.S. owned and operated.



A LIFETIME OF MEMORIES

We are committed to bringing you the best quality products so that you and your family can enjoy a lifetime of memories.

With almost 1,000 different combinations of shape, color and texture, Nicolock has the broadest selection of products in the industry to satisfy every hardscape need.

We stay ahead of the field by continuously introducing new, trend-setting products to our customers. By following design trends both here and overseas, we're able to maintain our position as a market leader.

We have such high confidence in the quality of our products that we back them up with a transferable limited lifetime guarantee.

WE'RE LOCAL

Nicolock facilities, retailers and contractors cover the Mid-Atlantic and Northeast regions of the United States and are always "close to home." We have manufacturing facilities on Long Island, New Jersey, Maryland and Connecticut, as well as, strategically placed distribution centers. We pride ourselves on our responsive service, terrific product availability and superior on-time delivery.



OUR COLOR TECHNOLOGY

Need inspiration for that elegant front entry or backyard paradise? Just take a look at Nicolock pavers and wall systems. We have more colors, and more life than anyone in the industry. Our products are warm and vibrant the moment they arrive at your home and will stay looking that way year after year.

Our superior color blending means that your finished project will have variegated tones, not defined blotches here and there. We minimize the risk for a bad installation with our proprietary manufacturing technology and unmatched color blending. Unlike some of our competitors, our color extends through the entire paver, not just the surface layer, ensuring the most vibrant color available in the market!



ENVIRONMENTAL

We manufacture several variations of eco-friendly paving products, allowing storm water to percolate back into the soil. And since all of our hardscaping products are made from natural materials, they can be recycled at the end of their very long life like glass, metal, and plastic.



THE PAVER-SHIELD™ DIFFERENCE

Nicolock's patented paver-shield™ manufacturing process delivers a paver surface that is tight and dense, not coarse and grainy like some other products. More importantly, paver-shield™ ensures that the aggregate needed to give the paver its strength is never exposed, giving you years of "it looks like new" enjoyment. And, all Nicolock pavers have color from top to bottom, ensuring a lifetime of beauty and protection. Iron oxide pigments are guaranteed not to fade.



PROFESSIONALS YOU CAN TRUST

Nicolock Hardscape Pro Contractors have been pre-screened to make sure that the best products get the best installation. Locate one through our online locator at nicolock.com.

Our sales representatives are industry certified and experts in the field of hardscaping. They serve as technical advisors to all of our customers, including retailers, contractors, design professionals and homeowners.



PROUDLY MADE IN THE USA




The Montauk shown in Oyster Blend



Blue Ridge shown in Pennsylvania Blue Blend



Colonial Cobble Normal and 1 1/2 Normal shown in Granite City Blend



Alpine Contemporary shown in Chesapeake Blend, bordered with Ridge Brick in Charcoal



Versailles Travertine shown in Gironde



Plank Paver shown in Granite City Blend



Grand Flagstone shown in York Brown



Holland Stone shown in Autumn Blend

BAYBERRY BLEND
FIRE ISLAND BLEND
Lilac Blend
Rustic Brown
ADOBE BLEND
TRAVERTINA
Raven
Granite City Blend
Caramel Tan
Bluestone



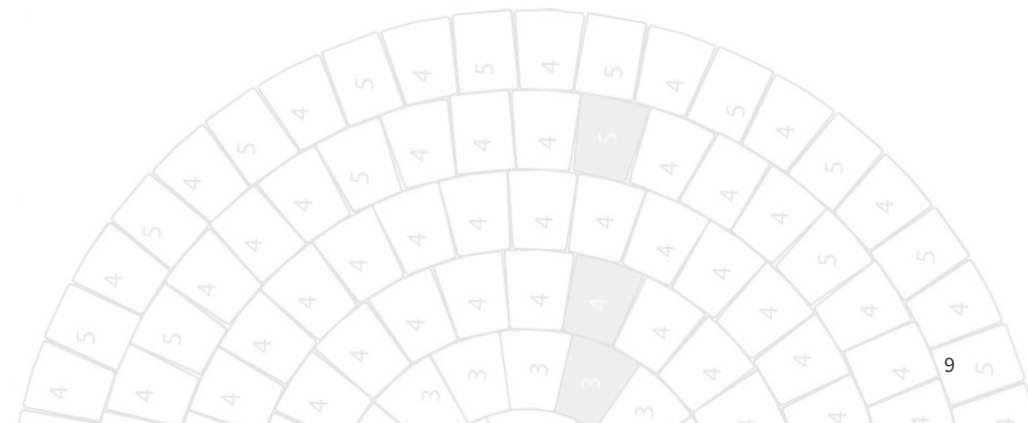
NICOLOCK ELEMENTS OF COLOR

The world is not only made of shades of grey...
it is made of beautiful, vibrant colors.

Nicolock Colors represent the elements of living.
Each rich tone complements your style, personality and
reflects the way you want to live.

**Define yourself in Nicolock Color and design your
outdoor living space to reflect your world.**

EARTH | WATER | FIRE | AIR





Stone Ridge XL shown in Travertina



**RECONNECT TO NATURE WITH
EARTH TONES
TO CREATE A SENSE OF UNITY**



Stone Ridge shown in Westchester Blend



Custom Verona Kitchen shown in Adobe Blend & Stone Ridge XL shown in Westchester Blend



EARTH:

CONSISTENCY, **conscientiousness**, **PUNCTUALITY**, RESPONSIBILITY, **CAREFULNESS**, *FIRMNESS*, reliability, **AMBITION**, *RESPECTFULNESS*, MATTER-OF-FACTNESS.

COLORS INCLUDE: MOCHA, CAPPUCCINO BLEND, ADOBE BLEND, WESTCHESTER BLEND



Verona Fireplace shown in Adobe Blend & Grand Flagstone shown in York Brown



Stone Ridge XL shown in Marble Blend



Serafina Fire Pit shown in Granite City Blend and Stone Ridge XL shown in Granite City Blend, bordered with Rustico 6x9 in Charcoal

**COMPLEMENT YOUR STYLE WITH LIGHT, AIRY COLORS TO
CREATE A SERENE ENVIRONMENT FOR OUTDOOR LIVING**



AIR:

vigilance, **care-freedom**, **KINDHEARTEDNESS**, clarity,
LIGHTNESS, Independence, **dexterity**, **OPTIMISM**, DILIGENCE,
acuity, **JOY**

**COLORS INCLUDE: GRANITE CITY, MARBLE BLEND, SOUTH BAY
BLEND, LILAC BLEND**





Blue Ridge shown in Pennsylvania Blue Blend and Rusty Blue Blend accented with Rustico 6x9 in Oyster Blend and Rustico 6x6 in Granite City Blend



Natural Cleft Flagstone shown in Bluestone



**INSPIRED BY THE CALMNESS OF THE OCEAN, BRING
SERENITY TO YOUR HOME, EVERYDAY.**

WATER :

understanding, **PLACIDITY**, *devotion*, pliancy, MEDITATIVENESS,
trusting, dexterity, COMPASSION, *FERVOR*

COLORS INCLUDE: OCEANIC BLUE, PENNSYLVANIA BLUE,
BLUESTONE AND CHESAPEAKE BLEND



Ridge Brick shown in Pennsylvania Blue Blend, Verona Pier shown in Granite City Blend, Pier Cap shown in Bluestone, Fullnose 6x12 shown in Pennsylvania Blue Blend and 6" Colonial Wall combined with Mini-Colonial Wall (and Colonial Cap) in Granite City Blend

USE FIERY COLORS IN YOUR OUTDOOR SETTING TO EXPRESS
YOUR CREATIVITY AND PASSION



Grand Flagstone shown in York Brown, Irregular Steps shown in Bluestone and Alpine Ridge shown with Fullnose 6x12 border in Travertina



Stone Ridge XL shown in Oyster Blend

FIRE

ZEAL, enthusiasm, *COURAGE*, **decisiveness**, POWER OF CREATIVITY,
DARING, *SEDULITY*

COLORS INCLUDE: TRAVERTINA, GOLDEN BROWN BLEND, OYSTER
BLEND AND AUTUMN BLEND



Alpine Ridge shown in Oyster Blend

PRE-DESIGNED PACKAGES

Nicolock custom kits give you everything you need to get your project started. From dimensions, material lists and contractor drawings to garden and patio furniture recommendations* For additional information on our pre-designed packages, [visit us at nicolock.com/packageddesigns](https://www.nicolock.com/packageddesigns)




SHOW STOPPER

The show stopper kit includes everything you need for entertaining including the Verona Grill Island, the Verona Fireplace, Alpine Ridge paver-shield™ pavers and accented with a Rustico border.



CHEF SERIES

Create the ideal summer kitchen with The Chef Series. Our custom kit includes our Verona Kitchen Kit, Verona Firepit Kit and Stone Ridge paver-shield™ pavers with Rustico inlay.



TRADITIONAL

The Traditional includes our Stone Ridge XL paver-shield™ pavers with a Rustico 6x9 border, a place for your grill, a table area, a separate conversational seating area, and the Verona Firepit Kit.




MODERN FLAIR

Our Modern Flair contemporary kit includes three separate seating areas including one with our Verona Firepit Kit and our larger, more modern styled Alpine Contemporary paver-shield™ pavers with Montauk border.



MADISON CIRCLE

Relax in style with our Madison Circle Design. With a small patio off the back of the house, a Serafina Firepit installed over a Ridge Circle off to one corner, this backyard has everything you need to turn on the grill and enjoy some quality time with friends and family.



LIBERTY SQUARE

Dine in the shade with the Liberty Square Design which includes a beautiful patio with a decorative inlay, a Nicolock 13' x16' Pergola Kit, and our brand New Clifrock Kitchen Island. This design combines efficiency with practicality.



OUTSIDE EMPIRE

Capturing the modern lines and modular designs that the Empire State Building is known for; this contemporary design has it all including a Verona Fire Pit, and a beautiful inlaid border.



CHELSEA ON GREEN

The ultimate small space backyard, the Chelsea on Green package offers mirrored patios with Roman Corners separated by a see through Kalea Bay Fireplace.



Alpine Contemporary shown in Chesapeake Blend

ALPINE COLLECTION



Alpine Ridge shown in Caramel Tan (left), Oyster Blend (center), and Travertina (right)

ALPINE RIDGE

Multi-size rectangular shapes • Natural cleft texture
Slightly chamfered edges • 127 sq. ft. per pallet
3,645 lbs per pallet • Not recommended for
vehicular applications



	width	length	thickness	s.f./pcs.	pcs./pallet
a	7-3/4"	15-5/8"	2-3/8"	.84	30
b	15-5/8"	15-5/8"	2-3/8"	1.7	30
c	15-5/8"	23-1/2"	2-3/8"	2.55	20

ALPINE CONTEMPORARY

Multi-size rectangular shapes • Smooth texture
Slightly chamfered edges • 127 sq. ft. per pallet
3,645 lbs per pallet • Not recommended for
vehicular applications




	width	length	thickness	s.f./pcs.	pcs./pallet
a	7-3/4"	15-5/8"	2-3/8"	.84	30
b	15-5/8"	15-5/8"	2-3/8"	1.7	30
c	15-5/8"	23-1/2"	2-3/8"	2.55	20



Adobe Blend



Caramel Tan*



Cappuccino Blend*



Desert Rose*



Chesapeake Blend*



Granite City Blend



Golden Brown Blend




Lilac Blend



Marble Blend*



Mocha Blend



Oceanic Blue*



Oyster Blend*



Pennsylvania Blue Blend**



South Bay Blend*



Travertina*



Westchester Blend



Alpine Ridge shown in Pennsylvania Blue Blend (left), Travertina (center), Alpine Contemporary shown in Granite City Blend (right)




Alpine Ridge shown in Caramel Tan (Ridge Brick and Fullnose 6x12 shown in Travertina)



BLUE RIDGE


Multi-size rectangular shapes • Textured riven surface
Slightly chamfered edges • Not recommended for vehicular applications
106 sq. ft. per pallet • 2,968 lbs per pallet



	width	length	thickness	s.f./pcs.	pcs./pallet
a	6-1/2"	13"	2-3/8"	3.8	40
b	13"	13"	2-3/8"	1.9	40
c	13"	19-1/2"	2-3/8"	1.3	20




Adobe Blend



Caramel Tan*




Crab Orchard
Blend*



Chesapeake
Blend*




Golden
Brown Blend



Granite City
Blend



Lilac Blend




Mocha Blend



Oceanic
Blue*



Oyster
Blend*



Pennsylvania
Blue Blend**



Rusty Blue
Blend**



Westchester
Blend

* Premium Colors
** Deluxe Colors

Blue Ridge shown in Pennsylvania Blue Blend and Rustic Blue Blend, (Rustico 6x9 in Oyster Blend and Rustico 6x6 in Granite City Blend)

RIDGE BRICK

Oversized brick shape • Textured riven surface. • Slightly chamfered edges.
Use as field paver or as a border for every Ridge product
110 sq. ft. per pallet



width	length	thickness	s.f./pcs.	s.f./pallet	pcs./pallet	lbs./pallet
4-1/2"	9"	2-3/8"	3.63	110	400	3,144




Adobe Blend



Autumn Blend*



Brown



Cappuccino Blend



Caramel Tan*



Chesapeake Blend*



Crab Orchard Blend*




Charcoal



Desert Rose*



Golden Brown Blend



Granite City Blend



Lilac Blend



Marble Blend




Mocha Blend



Oceanic Blue*



Oyster Blend*



Pennsylvania Blue Blend**



Raven*



Rusty Blue Blend**



South Bay Blend



Travertina*



Westchester Blend

* Premium Colors
** Deluxe Colors



Ridge Brick shown in Travertina (top) Ridge Brick shown in Pennsylvania Blue Blend and Rustico 6x9 (border) in Charcoal (bottom)



Stone Ridge XL shown in Travertine

STONE RIDGE COLLECTION



Stone Ridge XL shown in Travertina (left) Stone Ridge shown in Granite City Blend (center) Stone Ridge XL shown in Crab Orchard Blend (right)



Stone Ridge XL shown in Marble Blend

STONE RIDGE

Multi-size rectangular shapes • Slightly textured riven surface
Slightly chamfered edge • Can be combined with Stone Ridge XL
110 sq. ft. per pallet • 3,080 lbs. per pallet


	width	length	thickness	s.f./pcs.	pcs./pallet
a	4-3/8"	9"	2-3/8"	3.8	130
b	9"	9"	2-3/8"	1.9	60
c	9"	13-1/2"	2-3/8"	1.3	50



STONE RIDGE CONTEMPORARY

Multi-size rectangular shapes • Smooth Finish
Slightly chamfered edge • 110 sq. ft. per pallet
3,080 lbs. per pallet


	width	length	thickness	s.f./pcs.	pcs./pallet
a	4-3/8"	9"	2-3/8"	3.8	130
b	9"	9"	2-3/8"	1.9	60
c	9"	3-1/2"	2-3/8"	1.3	50



STONE RIDGE XL

Multi-size rectangular shapes • Slightly textured riven surface
Slightly chamfered edge • Can be combined with Stone Ridge
110 sq. ft. per pallet • 3,080 lbs. per pallet • Not recommended for
vehicular applications


	width	length	thickness	s.f./pcs.	pcs./pallet
a	9"	9"	2-3/8"	1.8	20
b	9"	18"	2-3/8"	.93	50
c	18"	18"	2-3/8"	.46	20



Adobe Blend




Autumn Blend*



Caramel Tan*



Crab Orchard
Blend*



Chesapeake
Blend*




Desert Rose*



Granite City
Blend



Golden Brown
Blend




Lilac Blend



Cappuccino
Blend*




Marble Blend*




Mocha Blend



Oceanic Blue*



Oyster Blend*



Pennsylvania
Blue Blend**




Rusty Blue
Blend**



South Bay
Blend*



Westchester
Blend



Travertina*

* Premium Colors
** Deluxe Colors




Stone Ridge and Stone Ridge XL shown in Golden Brown Blend

PLANK PAVER

The long and narrow design gives a finished and sleek appearance to complement modern design trends in both residential and commercial applications. 103 sq. ft. per pallet • 189 pcs per pallet • 3,275 lbs per pallet



Charcoal



Golden Brown Blend



Granite City Blend



Marble Blend*



Raven*





Pewter



Westchester Blend

* Premium colors



	width	length	thickness
a	6"	9"	2-3/4"
b	6"	13"	2-3/4"
c	6"	17"	2-3/4"




Plank Paver shown in Granite City Blend, Pewter and Raven

FIUGGI TRAVERTINE

Travertine with paver-shield technology gives the look and feel of traditional travertine pavers with the added bonus of our patented paver-shield technology.
 Available in multi-sized rectangular shapes, featuring a flat surface with natural Travertine markings and slightly chamfered edges.
 127 sq. ft. per pallet • 3,430 lbs per pallet • Not recommended for vehicular applications




	width	length	thickness	s.f./pcs.	pcs./pallet
a	7-3/4"	15-5/8"	2-3/8"	.84	30
b	15-5/8"	15-5/8"	2-3/8"	1.7	30
c	15-5/8"	23-1/2"	2-3/8"	2.55	20




Adobe Blend



Chesapeake Blend*



Golden Brown Blend




Granite City Blend



Lilac Blend



Marble Blend*



Oceanic Blue (special order)



Oyster Blend*



Pennsylvania Blue Blend**



South Bay Blend*



Travertina*



Westchester Blend

Fiuggi Travertine shown in Travertina (Ridge Brick in Golden Brown, Rustico 6x9 in Travertina, Fullnose 6x12 in Golden Brown
 Fiuggi Travertine shown in Chesapeake Blend (inset).



*Premium colors
 **Deluxe colors



Rustico Combo in Marble Blend (left) Rustico Combo in Bayberry Blend, Granite City Blend and Pewter (right) Colors sold separately in individual pallets


RUSTICO SERIES



Rustico 6x9 in Travertina and Golden Brown Blend (left), Rustico 6x6 & 6x9 in Granite City, Rustico 6x6 & 6x9 show in Oyster Blend with 6x6 Granite City as inlay (right)

RUSTICO COMBO

Multi-size rectangular shapes • Slightly dimpled surface
Chamfered edges • Square corners • 117 sq. ft. per pallet • 400 pcs per pallet • 3,276 lbs per pallet



	width	length	thickness	s.f./pcs.	pcs./pallet
a	3"	6"	2-3/8"	8.0	100
b	6"	6"	2-3/8"	4.0	100
c	6"	9"	2-3/8"	2.7	160
d	9"	9"	2-3/8"	1.8	40




Adobe Blend



Autumn Blend*




Bayberry Blend*



Caramel Tan*



Crab Orchard Blend*



Golden Brown Blend



Granite City Blend




Fire Island Blend



Marble Blend*




Oyster Blend*



Pennsylvania Blue Blend**



Terra Cotta



Travertina*




Westchester Blend



Rustico Combo shown in Oyster Blend (top) Rustico 6x6 and 6x9 shown in Adobe Blend (bottom)

RUSTICO 6X6 & 6X9


Sizes sold separately
6 x 6: 120 sq. ft. per pallet
6 x 9: 113 sq. ft. per pallet



	width	length	thickness	s.f./pcs.	s.f./pallet	pcs./pallet	lbs./pallet
a	6"	6"	2-3/8"	4	120	480	3,360
b	6"	9"	2-3/8"	2.66	113	300	3,164



Rustico 6x6 & 6x9 shown in Granite City Blend



Adobe Blend



Autumn Blend*



Bayberry Blend*



Brown



Cappuccino Blend*



Caramel Tan*
(6x9 only)



Charcoal



Chesapeake Blend*
(6x9 only)



Crab Orchard Blend*



Desert Rose*
(6x9 only)



Golden Brown Blend



Granite City Blend




Fire Island Blend



Lilac Blend
(6x9 only)



Marble Blend*




Mocha Blend
(6x9 only)



Oceanic Blue*
(6x9 only)



Oyster Blend*




Pennsylvania Blue Blend**
(6x9 only)



Raven*



South Bay Blend*



Travertina*




Terra Cotta Blend



Westchester Blend

* Premium Colors
** Deluxe Colors





Holland Stone shown in Golden Brown Blend bordered in Brown (opposite page) and in Granite City Blend (left), Red (center) and Bayberry Blend (right).

HOLLAND STONE

Classic brick shape with flat surface and chamfered edges • Also available in 3-1/8" thickness special order only • 120 sq. ft. per pallet




width	length	thickness	pcs./s.f.	s.f./pallet	pcs./pallet	lbs./pallet
4"	8"	2-3/8"	4.5	120	540	3,360




Adobe Blend



Autumn Blend*




Bayberry Blend*



Brown



Chamois




Charcoal



Crab Orchard Blend*




Fire Island Blend




Golden Brown Blend



Granite City Blend



Marble Blend*




Mojave*



Oyster Blend*



Pewter




Raven*




Red



Salmon




Terra Cotta Blend



Westchester Blend

ROMA 1 & 2

Modular system - rounded corners with pillowed edge allows for flexibility in freeform patterns
Can be used with the Sante Euro Circle



	width	length	thickness	s.f./pcs.	s.f./pallet	pcs./pallet	lbs./pallet
Roma 1 a	4.6"	7"	2-3/8"	4.27	131	560	3,537
Roma 2 b	4.6"	4.6"	2-3/8"	-	126	860	3,402
c	2.33	4.6	2-3/8"	-	-	-	-



Roma 1 shown in Golden Brown Blend (left) Roma 1 & 2 shown in Granite City Blend (right)





The Montauk shown in Oyster Blend (left and right)



THE MONTAUK


Multi-size irregular shapes • Textured surface •
Textured edges • No spacer lugs • 65 sq. ft. per pallet • 630 pcs per pallet • 2,592 lbs per pallet



	width	length	thickness
a	2-3/4"	3-1/4"	2-3/8"
b	2-3/4"	4"	2-3/8"
c	3-1/4"	4"	2-3/8"
d	3-5/8"	4"	2-3/8"
e	4"	4"	2-3/8"



Charcoal



Granite City



Oyster Blend




Raven*

* Premium Colors



COBBLESTONE

Octagonal shape with small square, flat surface and chamfered edges • 111 sq. ft. per pallet



Cobblestone Edger

	width	length	thickness	s.f./pcs.	s.f./pallet	pcs./pallet	lbs./pallet
a	6-1/4"	8-7/8"	2-3/8"	3.6	111	400	3,108
b	4-3/8"	8-7/8"	2-3/8"	4.5	111	500	3,108



Charcoal



Fire Island Blend



Granite City Blend



Red



Autumn Blend*
(not available in edger)



Cobblestone shown in Granite City Blend

* Premium colors


COLONIAL COBBLE

Multi-size rectangular shapes with flat surface, chamfered edges and pillowed corners.

4-piece combo: 133 sq. ft. per pallet • 133 s.f. per pallet • 3,724 lbs per pallet

Normal: 116 sq. ft. per pallet

1½ Normal: 124 sq. ft. per pallet




Normal 1-1/2 Normal

	width	length	thickness	s.f./pcs.	pcs./pallet
a	3-1/8"	6-3/8"	2-3/8"	7.1	100
b	6-3/8"	6-3/8"	2-3/8"	3.6	100
c	6-3/8"	9-3/8"	2-3/8"	2.4	160
d	9-3/8"	9-3/8"	2-3/8"	1.6	40



Adobe Blend



Autumn Blend*



Bayberry Blend*




Charcoal
(1½ Normal &
Normal only)




Crab Orchard
Blend*



Fire Island
Blend



Golden Brown
Blend



Granite City
Blend



Oyster Blend*

* Premium colors



Colonial Cobble Normal & 1½ Normal shown in Granite City Blend






HERITAGE SLAB

Smooth finish • Architectural applications • Suitable for overlays and at-grade applications as well as rooftops and plazas



Charcoal Pewter Red

Additional colors by special order only. Minimums may apply.



	width	length	thickness	s.f./pcs.	pcs./pallet	lbs./pallet
a	8"	16"	2"	1.13	180	3,240
b	12"	12"	2"	1.0	120	2,640
c	18"	18"	2"	2.25	60	2,760
d	24"	24"	2"	4.0	20	1,888
e	18" ROUND		2"	n/a	40	1,640



Heritage Slab shown in 18x18 Smooth in Pewter (left) and 12x12 Granite City Blend (special order)



COUNTRY 6X6 & 6X9

Slightly dimpled surface with textured edges

6 x 6: 120 sq. ft. per pallet


6 x 9: 113 sq. ft. per pallet



width	length	thickness	s.f./pcs.	s.f./pallet	pcs./pallet	lbs./pallet
a. 6"	6"	2-3/8"	4	120	480	3,630
b. 6"	9"	2-3/8"	2.7	113	300	3,164



Adobe Blend



Golden
Brown Blend



Granite City
Blend



Oyster Blend*

* Premium colors

COUNTRY COMBO


Multi-size rectangular shapes with slightly dimpled surface and textured edges
117 sq. ft. per pallet • 3,276 lbs per pallet




width	length	thickness	pcs./pallet
a. 3"	6"	2-3/8"	100
b. 6"	6"	2-3/8"	100
a. 6"	9"	2-3/8"	160
a. 9"	9"	2-3/8"	40




Adobe Blend



Golden
Brown Blend



Granite City
Blend



Oyster Blend*

* Premium colors



Country Combo shown in Golden Brown Blend



OLDE TOWNE COMBO & OLDE TOWNE 1/2

Multi-size rectangular shapes • Dimpled surface
 Textured edges • No spacer lugs • 111 sq. ft. per pallet • 3,630 lbs per pallet



	width	length	thickness	s.f./pcs.	s.f./pallet
a	4-3/4"	9-1/2"	2-3/4"	3.2	360
b	9-1/2"	9-1/2"	2-3/4"	1.6	72
c	9-1/4"	14-3/8"	2-3/4"	1.1	72

*Toscana Antique / Tumbled




* Premium colors

Olde Towne shown in Oyster Blend

POMPEII


Multi-size irregular shapes • Dimpled surface
Textured edges • No spacer lugs • 65 sq. ft. per pallet • 630 pcs per pallet • 2,592 lbs per pallet



width	length	thickness
a. 2-3/4"	3-1/4"	2-3/4"
b. 2-3/4"	4"	2-3/4"
c. 3-1/4"	4"	2-3/4"
d. 3-5/8"	4"	2-3/4"
e. 4"	4"	2-3/4"



Charcoal



Granite City
Blend



Oyster
Blend*

* Premium colors



Pompeii shown in Oyster Blend (accented with Country 6x9 in Oyster Blend)



Natural Cleft Flagstone
shown in Bluestone



THERMAL FINISH FLAGSTONE

Natural stone appearance with thermal finish smooth and consistent texture • Sold as patio pack or as individual sizes

PATIO PACK • 68 sq ft • 35 pcs • 1,175 lbs per pallet

	width	length	thickness	s.f./pcs.	s.f./pallet	pcs./pallet
a	12"	12"	1 ½"	1	6	6
b	12"	18"	1 ½"	1.5	18	12
c	12"	24"	1 ½"	2	18	9
d	18"	18"	1 ½"	2.25	4.5	2
e	18"	24"	1 ½"	3	9	3
f	24"	24"	1 ½"	4	12	3
					68	35



Bluestone



Mocha



Gironde*



York Brown



Thermal Finish Flagstone shown in Bluestone



NATURAL CLEFT FLAGSTONE

Uniquely attractive natural cleft texture • Old World charm saw cut edges • Flagstone Technology • Sold as patio pack or as individual sizes

	width	length	thickness	s.f./pcs.	s.f./pallet	pcs./pallet	lbs./pallet
a	12"	12"	1 ½"	1	40	40	800
b	12"	18"	1 ½"	1.5	60	40	1,200
c	12"	24"	1 ½"	2	80	40	1,600
d	18"	18"	1 ½"	2.25	45	20	900
e	18"	24"	1 ½"	3	60	20	1,200
f	24"	24"	1 ½"	4	80	20	1,600




*Premium Colors



GRAND FLAGSTONE

Beautiful natural stone texture • 15 unique shapes replicate large, irregular flagstone • Fast installation with easy-to-install pattern • Uniform thickness (1.75") = Comfortable end result.
 High strength concrete = Long term durability • Multiple natural color blends available
 90 sq. ft. per pallet



Grand Flagstone shown in York Brown (right & left)



width	length	thickness	s.f./pallet	layers/pallet	pcs./pallet	lbs./pallet
38"	42"	1-3/4"	90 sq ft.	8	11.25 sq ft./layer	2,000



Bluestone



Mocha




York Brown



VERSAILLES TRAVERTINE

Multi-size rectangular shapes • Flat surface with natural travertine markings
Not recommended for vehicular use • 64 sq. ft. per pallet • 1,051 lbs per pallet



width	length	thickness	s.f./pcs.	pcs./pallet	
a 8"	8"	1-1/2"	2.25	16	
b 8"	16"	1-1/2"	1.13	16	
c 16"	16"	1-1/2"	.56	8	
d 16"	24"	1-1/2"	.38	8	
coping					lbs./pallet
e 12" coping**	24"	1-1/2"	0.5	15	493
f 12" coping outside**	12"	1-1/2"	as required		12
g 18" coping inside **	18"	1-1/2" w/ 6" notch	as required		18



Gironde*



Marble Blend*


**Versailles pool coping (not included in patio pack)



Versailles Travertine shown in Gironde

OLD TOWN FLAGSTONE PATIO PACK

A complete patio on a pallet! • Naturally aged and textured surface • Stone cut edges • 1-1/2" thick
68 sq. ft. per pallet • 1,200 lbs per pallet



width	length	thickness	s.f./pcs.	s.f./pallet	pcs./pallet
a 12"	12"	1-1/2"	1	6	6
b 12"	18"	1-1/2"	1.5	18	12
c 12"	24"	1-1/2"	2	18	9
d 18"	18"	1-1/2"	2.25	4.5	2
e 18"	24"	1-1/2"	3	9	3
f 24"	24"	1-1/2"	4	12	3



Bluestone



Gironde*



Mocha




York Brown




Old Town Flagstone Patio Pack shown in York Brown





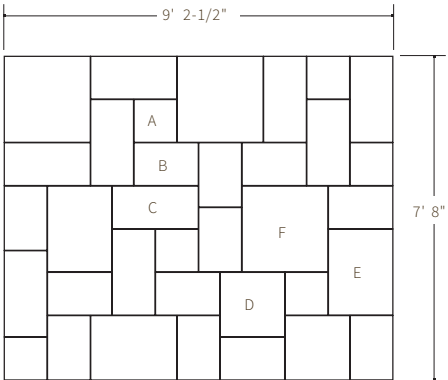
Wetherdale shown in York Brown

WETHERDALE PATIO COLLECTION



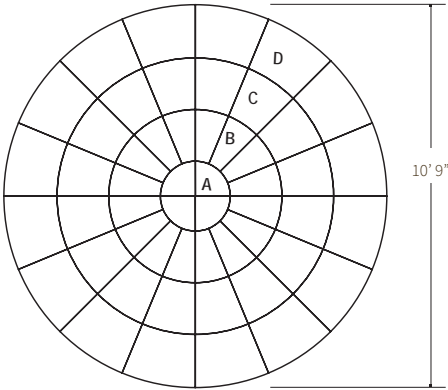
WETHERDALE A complete patio on a pallet • Featuring a Patio Pack and Large Circle Pack • Riven surface texture • Stone cut edges 1 3/8" thick • Patio pack: 68 sq. ft. per pallet

	width	length	thickness	s.f./pcs.	s.f./pallet	pcs./pallet
a	12"	12"	1 3/8"	1	6	6
b	12"	18"	1 3/8"	1.5	18	12
c	12"	24"	1 3/8"	2	18	9
d	18"	18"	1 3/8"	2.25	4.5	2
e	18"	24"	1 3/8"	3	9	3
f	24"	24"	1 3/8"	4	12	3



STANDARD PATIO PACK

total surface area 68 sq. ft.
per pack



CIRCLE PATIO PACK

total surface area 91 sq. ft. per pack. total weight: 1,550 lbs./pack (1 - 3/8" thick)

also available in 2 - 3/8" thickness for use with pavers. (Pedestrian use only)



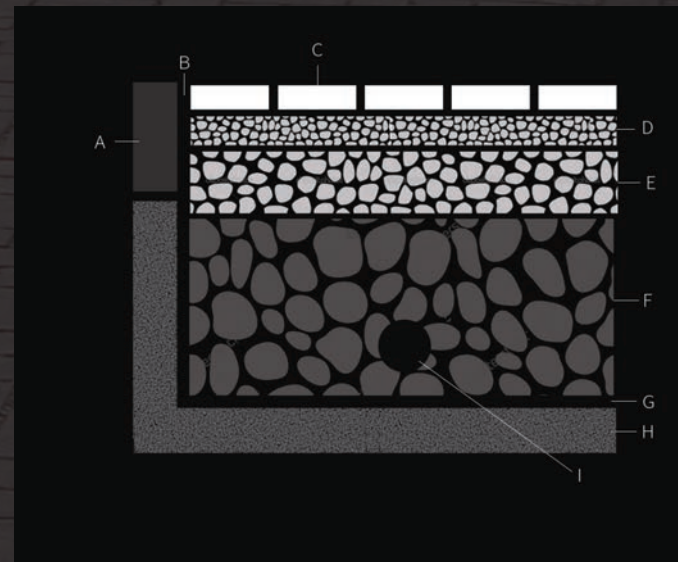
*Premium Colors
** Deluxe Colors

ENVIRONMENTAL

Nicolock manufactures several variations of eco-friendly environmental paving products. These products allow storm water to percolate back into the soil rather than run-off into sewers and waterways. In addition to being friendly to the environment, they often can help you use more of your property by providing more permeable surface area to meet government requirements.

- Reduces Runoff / Prevents Flooding
- Reduces Costs by Providing a Durable Pavement Combined with Storm water Management
- A Recognized Surface Infiltration BMP (Best Management Practice)
- Provides an attractive pavement for Vehicular & Pedestrian Traffic.

A. Curb, B. Permeable No 8 Joint Fill, C. Nicolock Permeable Paver,
D. No 8 Stone Bedding Layer, E. No.57 Stone Open-Graded Sub-base
F. No.2 Stone Open Graded Sub-base, G. Geotextile Fabric (Design Option)
H. Uncompacted Subgrade, I. Underdrain Design Option






Eco-Ridge shown in Granite City Blend

ECO-RIDGE 80MM

Oversized brick shape • Slightly textured riven surface
Slightly chamfered edges • 13% open surface area • Joint opening
compliant with the Americans with Disabilities Act (ADA)
100 sq. ft. per pallet • 320 pcs per pallet • 3,560 lbs per pallet



width	length	thickness
4-3/4"	9-1/2"	3-1/8"




Granite City Blend



Oyster Blend*

CHECKERBLOCK

Square shape • Waffle shaped concrete grid • Flat surfaces • Slightly rounded edges • Steel-reinforced • 75% surface open area • 80 sq. ft. per pallet



width	length	thickness	s.f./pcs.	s.f./pallet	pcs./pallet	lbs./pallet
24"	24"	4"	4	80	20	2,000



Natural



Turfstone shown in Natural



Checker Block shown in Natural

TURFSTONE

Rectangular shape • Lattice concrete grid • Flat surfaces • 40% open surface area • 93 sq. ft. per pallet




width	length	thickness	pos./s.f.	s.f./pallet	pcs./pallet	lbs./pallet
16"	24"	3 1/8"	.38	93	35	2,100



Natural

ECO-TRE

Square shape • Textured • Chamfered edges • 10% open surface area • Joint opening compliant with the Americans with Disabilities Act (ADA) • 96 sq. ft. per pallet • 160 pcs per pallet • 3,096 lbs per pallet



	width	length	thickness
a	6"	9"	3-1/8"
b	9"	9"	3-1/8"
c	9"	14.5"	3-1/8"



Adobe Blend



Granite City Blend



Oyster Blend*



Westchester Blend



Eco-Tre shown in Oyster Blend



SF-Rima shown in Golden Brown Blend

SF-RIMA

Square shape • Flat surface • Chamfered edges • 10% open surface area • Joint opening compliant with the Americans with Disabilities Act (ADA) • 91 sq. ft. per pallet • 192 pcs per pallet • 3,120 lbs per pallet



width	length	thickness	s.f./pcs.
8"	8"	3-1/8"	2.1



Golden Brown Blend



Granite City Blend



*Premium Colors





Old Town Flagstone circle shown in Gironde

OLD TOWN FLAGSTONE

Quartered Square

This classic design features a series of rectangular bands of slabs running out from a single central unit and radial lines that provide the quartered effect. Although visually complex, it is easy to create as the mitered corner is in fact a single unit. • Creates 9' square design • 1,420 lbs per pallet





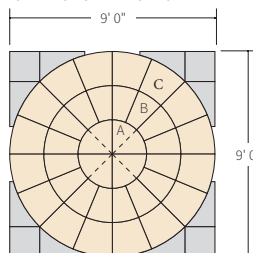
	width	length	thickness	s.f./pcs.	s.f./pallet	pcs./pallet
a	12"	12"	1-1/2"	1	1	1
b	18"	18"	1-1/2"	2	32	16
c	12"	24"	1-1/2"	2	48	24

OLD TOWN FLAGSTONE

Circles

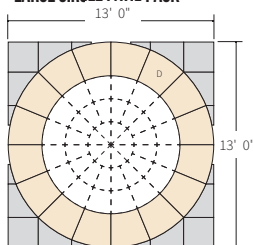
A complete circle pack on a pallet! Naturally aged and textured surface. Authentic character of reclaimed flagstone in a circular design. Stone cut edges • 1½" thick. Available in 9' and 13' circle:
small (9'): 64 sq. ft. per pallet • large (13'): 69 sq. ft. per pallet additional

SMALL CIRCLE PATIO PACK



width	s.f./pcs.	s.f./pallet	pcs./pallet	lbs./pallet
Center pieces	-	2-3/8"	4	-
Second ring pieces	-	2-3/8"	16	-
Third ring pieces	-	2-3/8"	16	-
total (9' circle)	-	-	36	1,000

LARGE CIRCLE PATIO PACK**



width	length	thickness	s.f./pcs	pcs./pallet	lbs./pallet
24"	30"	1-1/2"	69	16	1,200

Square-Off Kits noted in grey** Large Circle Extension Pack sold separately.



Old Town Flagstone Quartered Square shown in Bluestone



Nature's Creation shown in Sunset Buff




Nature's Creation shown in Fossil Buff

NATURE'S CREATION BY NICOLock™

Naturally aged and textured surface • Derived from natural stone • Machine cut edges with riven surface texture and natural veining • Calibrated thickness
165 sf per pallet • 1,763 per pallet



Fossil Buff



Silver Grey



Sunset Buff



	width	length	thickness	layers/pallet
a.	24"	36"	.85	13
b.	24"	24"	.85	13
c.	12"	24"	.85	13
d.	12"	12"	.85	13



RIDGE CIRCLE

Larger oversized pieces, 6 rings plus center with Ridge surface texture • Great for creating focal points • Makes 11' circle
95 sq. ft. per pallet • 2,660 lbs per pallet
One pallet makes and 11" circle



Ridge Circle shown in Chesapeake Blend




Ridge Circle shown in Granite City Blend



Above: Ridge Circle shown in Golden Brown Blend

Left: Ridge Circle shown in Pennsylvania Blue Blend



Adobe Blend




Autumn Blend*



Cappuccino Blend*




Caramel Tan*




Chesapeake Blend*




Crab Orchard Blend*



Desert Rose*



Granite City Blend




Golden Brown Blend



Lilac Blend



Marble Blend




Mocha Blend



Oceanic Blue*



Oyster Blend*



Pennsylvania Blue Blend**



Raven*



Rusty Blue Blend**



South Bay Blend*



Travertina*



Westchester Blend

* Premium Colors
** Deluxe Colors



Country Circle shown in Golden Brown Blend, Country Combo shown in Golden Brown Blend



Adobe Blend



Charcoal



Fire Island Blend



Golden Brown Blend



Granite City Blend



Bayberry Blend*



Oyster Blend*


* Premium colors

COUNTRY CIRCLE

10 rings plus center makes 10'4" circle with
Country surface texture (Toscana Antiqued)
86.5 sq. ft. per pallet • 2,325 lbs per pallet



Country Circle shown in Oyster Blend



Country Circle shown in Granite City Blend





Sante-Euro Circle shown in Granite City Blend and Charcoal

SANTE - EURO CIRCLE

12 rings plus center with rounded pillowed corners
 Makes a 10' circle • Great for designing beautiful
 patterns and circular focal points
 76 sq. ft. per pallet 76 s.f. per pallet • 2,052 lbs per
 pallet • One pallet makes an 10" circle



Sante-Euro Circle shown in Granite City Blend (top) and in
 Crab Orchard Blend (below)



* Premium Colors






RUSTICO CIRCLE

10 rings plus center makes 10'4" circle with Rustico surface texture • 86.5 sq. ft. per pallet • 2,325 lbs per pallet • One pallet makes an 10.4" circle



Custom Rustico Circle shown in Crab Orchard Blend with Brown, Charcoal and Marble Blend



Adobe Blend




Autumn Blend*



Bayberry*



Charcoal



Crab Orchard Blend*



Fire Island Blend



Granite City Blend



Golden Brown Blend



Marble*



Oyster Blend*



Raven*



Terra Cotta Blend



Westchester Blend



Custom Rustico Circle shown in Charcoal, Granite City Blend and Marble Blend



COLONIAL WALL SERIES

Variable length wall faces • Tapered sides • Double-sided wall system
Available in hard-split rock face texture or with Toscana antiqued finish

Colonial Wall shown in Granite City Blend (Serafina Fire Pit, Country Combo, and Colonial Cap in Granite City Blend)




Mini Colonial Wall shown in Adobe Blend



5" Colonial Wall shown in Granite City Blend




6" Colonial Wall shown in Adobe Blend




MINI COLONIAL WALL SERIES

Can be combined with
6" Colonial Wall • 35 sq.
ft. per pallet



5" COLONIAL WALL SERIES

Tongue and groove
connection system • Install
vertical or with 1-1/2"
setback • 35 sq. ft. per pallet




6" COLONIAL WALL SERIES

Can be combined with
Mini Colonial Wall • 35 sq.
ft. per pallet

	width	length	thickness	s.f. /pallet	s.f. /pcs.	pcs. /pallet	lbs. /pallet
a	9"	9"	3"	-	-	50	-
b	12"	9"	3"	-	-	50	-
c	16"	9"	3"	-	-	30	-
d	16"	9"	3" (corner unit)	-	-	20	-
totals						35	3,941

	width	length	thickness	s.f. /pallet	s.f. /pcs.	pcs. /pallet	lbs. /pallet
a	9"	9"	5"	-	-	30	-
b	12"	9"	5"	-	-	30	-
c	16"	9"	5"	-	-	18	-
d	16"	9"	5" (corner unit) 12"	-	-	12	-
totals						35	3,941

	width	length	thickness	s.f. /pallet	s.f. /pcs.	pcs. /pallet	lbs. /pallet
a	9"	9"	6"	-	-	25	3,941
b	12"	9"	6"	-	-	25	-
c	16"	9"	6"	-	-	15	-
d	16"	9"	6" (corner unit)	-	-	10	-
totals				35			3,941




*Premium Colors
** Deluxe Colors



Alta Wall shown in Charcoal/Grey (Multi-Cap shown in Granite City Blend)



width	length	thickness	s.f./pcs.	s.f./pallet	pcs./pallet	lbs./pallet
16"	12"	6"	1.5	26.6	40	1,880
8"	12"	6"	2.0	24	48	2,088



width	length	thickness	s.f./pcs.	s.f./pallet	pcs./pallet	lbs./pallet
18"	12"	8"	1	32	32	2,448
18"	9"	8"	1	32	32	2,800

ALTA & ALTA PRO

6" x 16" or 8" x 18" wall face • Hard-split rock face texture • Rear lip connection system • Single-sided wall system • Tapered sides • 1" setback per course • Hollow core • Grid charts available • Alta Wall: 26.6 sq. ft. per pallet
Alta Pro: 32 sq. ft. per pallet




Beige / Brown



Charcoal/Buff



Charcoal / Grey



Charcoal / Red




Everloc Retaining wall shown in Beige/Brown

EVERLOC RETAINING WALLS

Everloc™ is a lightweight, one-square foot retaining wall system • Dress joints and radius edges create a three-piece, random appearance from one basic shape • System consists of a wall unit, corner, utility (to maintain bond at ninety degree outside corners), and a cap • All shapes utilize EverLoc's Lug-and-Groove locking mechanism.

810 EXPRESS/WALL SYSTEM

Off-set dress joints provide aesthetics and versatility • Hollow core design and unique locking mechanism allows for quick and easy installation • EverLoc is a user friendly system with little to no saw cutting due to its cutting edge corner and utility combo design.



	width	length	thickness	s.f./pcs.	pcs./cube	s.f./pallet	lbs./pallet
a 810 Express:	18"	9"	8"	1	32	32	2,240
b corner:	9"	12"	8"	1.5	64	37.33	2,160
c 833 Utility:	5-3/4	9	8"	3.13	96	30.66	2,520
d Weatherdome:	8	12	3-3/4"	4.8	96	64 l.f.	2,400



Beige/Brown



Charcoal/Buff



Charcoal/Grey






BELVEDERE WALL


Natural stone texture on both front and back • Attractive freestanding & retaining walls possible • 27 sq. ft. per pallet




width	length	thickness	cube	layers/pallet	ft./layer	lbs./pallet
a. 6"	9"	3"	27 sq ft	6	9 sq. ft./2layers	2,4475
b. 6"	9"	6"	27 sq ft	6	9 sq. ft./2layers	2,4475
c. 12"	9"	3"	-	-	-	-
d. 12"	9"	6"	-	-	-	-
e. 18"	9"	3"	-	-	-	-
f. 18"	9"	6"	-	-	-	-



Bluestone



Mocha



York Brown



Verona Wall shown in Oyster Blend, custom-designed fireplace




Verona Wall shown in Granite City Blend (left and right)

VERONA WALL

A versatile line with infinite design options • Smooth sides with antiqued finish. Double-sided, modular wall system • 4" x 8" x 12" • Solid block Gravity/Friction connection system (with adhesive) • Can be used to build a pier kit • Not sold as kit • 32 sq. ft. per pallet



width	length	thickness	s.f./pcs.	s.f./pallet	pcs./pallet	lbs./pallet
12"	8"	4"	3	32	96	2,739



Adobe Blend

Bluestone*

Charcoal

Crab Orchard Blend

Golden Brown Blend

Granite City Blend

Oceanic Blue*

Oyster Blend

Travertina

Westchester Blend

*Premium Colors
** Deluxe Colors




Kodah Wall shown in Bluestone

KODAH WALL


Kodah wall is a one-of-a-kind large scale retaining wall system • It's modern, linear proportions combined with its rough, quarried stone texture make it perfect for a variety of applications • The Kodah wall also makes it easier than ever to provide you with the big block look without the over the top installation costs • 21 sq. ft. per pallet corner: 31.5 sq ft per pallet • 2,400 lbs per pallet



Bluestone



Mocha



York Brown

	width	length	thickness	units/pallet
a	10.5"	12"	6"	3
b	10.5"	21"	6"	6
c	10.5"	30"	6"	3
d	10.5"	42"	6"	6
corner e	10.5"	21"	6"	24

TRINITY WALL



8" x 18" wall face • Hard-split rock face texture • Built-in lug connection system
Single-sided wall system • Tapered sides 3/4" setback per course • Hollow core • Wall
units, Caps & corners sold separately • 32 sq. ft. per pallet
Special order


width	length	thickness	s.f./pcs.	s.f./pallet	pcs./pallet	lbs./pallet
18"	12"	8"	1	32	32	2,816
18"	9"	8"	85 LF	32	32	2,240
16"	12"	3"	-	-	-	-



Beige/Brown



Charcoal/Buff



Charcoal/
Grey

SERAFINA WALL



Trapezoid shape with two finished sides 4" h x 6"/10" wall faces • Hard-split rock face texture • Solid block


width	length	thickness	s.f./pcs.	s.f./pallet	pcs./pallet	lbs./pallet
10/6"	9"	4"	3.5	17.2	60	1,350



Adobe Blend




Crab Orchard
Blend



Fire Island
Blend




Golden Brown
Blend



Granite City
Blend



Oyster Blend




Westchester
Blend



Bluestone*



Travertina
Blend*



Trinity Wall shown in Mojave* (special order) (top), Serafina Wall shown in Westchester Blend and Granite City Blend (bottom)




Sierra Wall shown in Adobe Blend

SIERRA WALL


4" x 12" wall face • Soft-split face texture • Rear lip connection system Single-sided wall system Tapered sides • 1" setback per course • Solid block • 32 sq. ft. per pallet



width	length	thickness	s.f./pcs.	s.f./pallet	pcs./pallet	lbs./pallet
12"	8"	4"	.33	32	96	2,144



Adobe Blend




Charcoal



Crab Orchard Blend*



Fire Island Blend



Granite City Blend



Mojave


* Premium Colors



Claremont Wall shown in Gironde* (*custom order)

CLAREMONT WALL

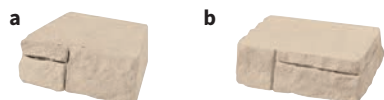

Linear, horizontal proportions evoke a contemporary yet classic stone appearance • Each unit is finished on both the front and back surfaces, allowing for both freestanding and retaining walls • Crisp, chiseled stone texture is indistinguishable from natural shaped limestone drywall wall 29 sq. ft. per pallet corner/column: 33.3 sq. ft. per pallet • 40 pcs per pallet 2,800 lbs per pallet



	width	deep	high
a	18"	8"	4"
b	24"	8"	4"
c	22"	8"	4"
d	34"	34"	3"

MOUNTAIN BLOCK

4" x 12" wall face • Rear lip connection system • Single-sided wall system • Tapered sides • 1" setback per course • Solid block Maximum wall height 36" • Can be used with Rockface Multi Cap 16 sq ft per pallet • 5.8 ft per layer • 2,800 lbs per pallet



	width	length	thickness
a	12"	8"	4"
b	12"	8"	4"



Mountain Block shown in York Brown



Firma Wall shown in Adobe Blend

FIRMA WALL

6" x 16" wall face • Hard-split rock face texture • Single-sided wall system • Double tongue and groove connection system • Tapered sides • 3/4" setback per course • Solid block • 26.6 sq. ft. per pallet



Adobe Blend



Crab Orchard Blend



Golden Brown Blend



Granite City Blend



Mojave




Oyster Blend



width	length	thickness	s.f./pcs.	s.f./pallet	pcs./pallet	lbs./pallet
16"	12"	6"	1.5	26.6	40	3,400

OUTCROPPING


With this large rock landscaping look, your new retaining wall, stairs or poolscape will stand out among the neighbors. Get the look you want without sacrificing the structurally sound solution you need.



Bluestone



Mocha



York Brown



Above and below: Outcropping shown in York Brown

	Sq.ft.	Total PCS	weight
PALLET A			
Pc 1: 12" H x 3'6" L	18 SF	4	4,000
Pc 2: 12" H x 4' L			
Pc 3: 12" H x 5' L			
Pc 4: 12" H x 5'6" L			
PALLET B			
Pc 1: 6" H x 2' L	18 SF	6	4,000
Pc 2: 6" H x 3' L			
Pc 3: 12" H x 3' L			
Pc 4: 6" H x 4' L			
Pc 5: 12" H x 4'6" L			
Pc 6: 12" H x 6' L			
PALLET C			
Pc 1: 6" H x 2' L	18 SF	4	4,000
Pc 2: 6" H x 3' L			
Pc 3: 18" H x 5' L			
Pc 4: 24" H x 4' L			








Irregular Steps shown in York Brown (above and left)

IRREGULAR STEPS

Beautiful appearance that is indistinguishable from natural stone • Uniform rise is both safe and comfortable • Irregular sizes lend a rustic sophistication to your landscape
 6 units per bundle • 2,692 lbs per pallet

	width	length	thickness
a	54"	34"	7"
b	60"	24"	7"
c	42"	17"	7"
d	52"	28"	7"
e	48"	26"	7"
f	48"	24"	7"



Bluestone



Mocha



York Brown






Rockface Treads shown in Bluestone

ROCKFACE TREADS



Chiseled stone edge treatment on three sides • Thermal finish top surface

width	length	thickness	pcs./pallet	lbs/pallet
51"	14"	2"	1	365
64"	14"	2"	1	455
74"	14"	2"	1	545



Bluestone



Brown



Gironde*



THERMAL TREADS

Square corners • Flamed finish texture on top surface and all four edges • Install the products with or without mortar joints



Bluestone



Brown




Gironde*

fullnose



Sizes:

48" x 12" x 2" thermal only
60" x 12" x 2" thermal only
72" x 12" x 2" thermal only
48" x 14" x 2" thermal and fullnose
60" x 14" x 2" thermal and fullnose
72" x 14" x 2" thermal and fullnose




ROCKFACE STEPS

Make 6" changes in elevation with a single unit • Thermal finish top surface chiseled stone edge treatment on three sides



Bluestone



Brown



Gironde*



Sizes:

51" x 16" x 6"
64" x 16" x 6"
74" x 16" x 6"



5" Colonial Pier shown in Granite City Blend



3" Colonial Pier shown in Golden Brown Blend

5" COLONIAL PIER

Creates two 24" w x 24" d x 35" h piers




width	length	thickness	s.f./pcs.	s.f./pallet	pcs./pallet	lbs./pallet
9"	14¾"	5"	-	46.6	56	2,940



Adobe Blend



Bluestone*



Chesapeake Blend*
(3" pier only)



Crab Orchard Blend*



Fire Island Blend



Golden Brown Blend



Granite City Blend



Lilac Blend
(3" pier only)



Mocha Blend
(3" pier only)




Oyster Blend



Southbay Blend*



Travertina*



Westchester Blend

3" COLONIAL PIER

Creates two 24" w x 24" d x 30" h piers



width	length	thickness	s.f./pcs.	s.f./pallet	pcs./pallet	lbs./pallet
9"	14¾"	3"	-	40	80	2,464

VERONA PIER

Creates two 4' columns



Adobe Blend



Bluestone*



Charcoal*



Crab
Orchard
Blend*



Golden
Brown Blend



Granite City
Blend



Oceanic Blue*



Oyster Blend



Travertina*

*Premium Colors



Shown here in Granite City Blend.

Verona Pier shown in Granite City Blend



MULTI CAP

3”h x 16”l units • Hard-split rock face texture • Single-sided capstone • Attach with high-strength concrete adhesive • Rectangular shape • Can be used with any wall system
85 L. ft. per pallet



width	length	thickness	pcs/cube	lbs./pallet
12”	16”	3”	64	2,240




Adobe Blend



Beige/Brown




Charcoal/Buff



Charcoal/Grey



Crab Orchard Blend



Golden Brown Blend



Granite City Blend



Mojave



Oyster Blend

Multi Cap shown in Adobe Blend

DIMENSIONAL COPING


Chiseled, natural stone texture • Comfortable dimensions for seat walls
Formal appearance perfect for any wall application • Compatible with Belvedere, Claremont and other Nicolock Walls Systems • 48 L. ft. per pallet • 61 l.f. per layer
5 layers per pallet • 10-1/2 l.f. per layer • 500 lbs per pallet



	width	length	thickness
a	24”	12”	2-1/2”
b	18”	12”	2-1/2”
c	19”	12”	2-1/2”



Bluestone



Mocha



York Brown



Dimensional Coping shown in York Brown



Belvedere Cap shown in Mocha

BELVEDERE COPING & CAP

Compliments the Belvedere Wall Collection
Great for seat wall, pillars or retaining walls • 66 ln. ft. per pallet • 6 layers • 11 linear feet
1,550 lbs per pallet

Coping



width	length	thickness
6"	10-1/4"	2-1/4"
12"	10-1/4"	2-1/4"
18"	10-1/4"	2-1/4"
18"	10-1/4"	2-1/4" left end
18"	10-1/4"	2-1/4" right end



Bluestone



Mocha



York Brown

Cap



width	length	thickness	cube	lbs./pallet
27"	27"	2-1/2"	1.pc/cube	170

PIER CAPS


Chiseled stone edges • Riven top surface • Multiple sizes allow use with many different concrete wall systems, natural stone or brick



Bluestone



Brown



Gironde*



York Brown



width	length	thickness	pc./pallet	lbs./pallet
18"	18"	2-1/2"	17	900
20"	20"	2-1/2"	17	1,100
24"	24"	3"	11	1,200
25"	25"	2-1/2"	12	1,450
26"	26"	3"	11	1,800
28"	28"	3"	10	1,850
30"	30"	3"	10	2,200



PENNSYLVANIA STONE COLLECTION

width	length	thickness
18"	18"	2.5"
20"	20"	2.5"
24"	24"	3"
25"	25"	3"
26"	26"	3"
28"	28"	3"
30"	30"	3"

BELVEDERE COLLECTION

width	length	thickness
27"	27"	3"

CLAREMONT COLLECTION

width	length	thickness
34"	34"	3"


Pier Cap shown in Bluestone




Colonial Cap shown in Travertina

COLONIAL CAP

3" h x variable length units • Hard-split rock face texture • Double-sided capstone • Attach with high-strength concrete adhesive
Trapezoid shapes • Can be used with any wall system • 108 Ln. ft. per pallet • 3,640 lbs per pallet




	width	length	thickness	pcs./pallet
a	9"	12-1/2"	3"	40
b	12"	12-1/2"	3"	40
c	15"	12-1/2"	3"	20
d	15"	12-1/2"	3" splittable corners	20



Adobe Blend



Crab Orchard Blend




Fire Island Blend




Golden Brown Blend



Chesapeake Blend*



Bluestone*



Granite City Blend




Mocha Blend



Oyster Blend



Westchester Blend



Travertina*



Lilac Blend*




South Bay Blend*

ROCKFACE MULTI CAP


2" h x variable length units • Cast stone rock face texture
Double-sided capstone • Attach with high-strength concrete adhesive • Trapezoid shapes • Can be used with any wall system • 48 Ln. ft. per pallet • RMC: 1,200 lbs per pallet • RMCg: 1,400 lbs per pallet

Rockface Multi Cap



	width	length	thickness	l.f./pallet	pcs./pallet
a	9"	11-1/2"	2"	11	14
b	12"	11-1/2"	2"	14	14
c	15"	11-1/2"	2"	18	14
d	15"	11-1/2"	2" end unit	5	4

Rockface Multi Cap Grande




	width	length	thickness	l.f./pallet	pcs./pallet
a	9"	14"	2"	11	14
b	12"	14"	2"	14	14
c	15"	14"	2"	18	14
d	15"	14"	2" end unit	5	4



Rockface Multi Cap shown in Mocha




Bluestone




Lilac



Mocha




York Brown



Gironde*

*Premium Colors


**Deluxe Colors




VERSAILLES POOL COPING

Flat surface with natural travertine markings • 12" x 24"
Fullnose on one side • Inside and outside corners available
15 pcs each, 30 LF • can be sold by individual piece

	width	length	thickness	pcs.s.f./	pcs./pallet	WT.
a	12"	24"	1-1/2"	0.5	15	493
b	12"	12"	1-1/2"	outside coping	as needed	
c	18"	18"	1-1/2"	inside coping	as needed	




Gironde*



Marble Blend*

Versailles Pool Coping shown in Gironde



OLD TOWN POOL COPING

Rectangular shapes • Dimpled surface • Textured edges
No spacer lugs • 30 LF • *Inside and outside corners available • can be sold by individual piece


	length	deep	high	s.f./pallet	pcs./band	lbs./pallet
a	18"	12"	1½" straight unit	30 l.f.	20	600
			curved unit (60° radius)	30 l.f.	20	600
b	12"	12"	1½" outside corner	as needed		
c	18"	18"	1½" inside corner	as needed		




Autumn
Cotswold



Bluestone



York Brown



Gironde*

*Premium Colors

**Deluxe Colors



Old Town Pool Coping shown in Bluestone



Log Sleeper shown in Rustic Brown

LOG SLEEPER

Authentic maintenance-free alternative to traditional railroad tie • 20 pcs each



width	length	thickness	pcs./pallet	lbs./pallet
24"	10"	1 1/2"	20	483



Rustic Brown



Stepping Stones shown in Gironde

STEPPING STONES

Effective in protecting lawns from traffic • Create winding paths across gravel, mulch or grass • 20 pcs each




width	length	thickness	pcs./pallet	lbs./pallet
22"	16 1/2"	1 1/2"	20	777



Autumn Cotswold



Bluestone



Gironde*




Lilac*



York Brown



*Premium Colors



Belgium Cobble shown in Bluestone, Old Vienna shown in Raven (below)



BELGIUM COBBLE


Designed to bring a sense of old world Europe to your hardscape design • 33 Sq. Ft. per pallet • 850 lbs per pallet



	width	length	thickness
a	5-5/8"	8-1/8"	2-3/8"
b	5-5/8"	9-7/8"	2-3/8"



Bluestone



Charcoal


OLD VIENNA

With paver-shield™ Technology in an antique clay brick surface.

	width	length	thickness
a	2-3/8"	7-1/2"	2-3/8"



Autumn Blend




Brown



Chamois



Fire Island Blend



Golden Brown Blend



Raven



Edge Stone shown in Beige/Brown

EDGE STONE

Decorative around walkways, patios and gardens.



width	length	thickness	s.f./pallet	pcs/pallet	lbs./pallet
10"	4"	7-1/2"	100 l.f.	120	3,000



Beige/Brown



Charcoal Buff



Charcoal/Gray



6 X 12 FULLNOSE 104 ln. ft. per pallet



width	length	thickness	s.f./pcs.	l.f./pallet	pcs./pallet	lbs./pallet
6"	12"	2-3/8"	2	104	208	2,496



*Premium Colors
** Deluxe Colors



6x12 Fullnose shown in Pennsylvania Blue Blend



4x12 Fullnose shown in Fire Island Blend

4 X 12 FULLNOSE


104 ln. ft. per pallet



Adobe Blend



Charcoal



Fire Island Blend



Golden Brown Blend



Granite City Blend




width	length	thickness	s.f./pcs.	l.f./pallet	pcs./pallet	lbs./pallet
4"	12"	2-3/8"	3	104	312	2,808

8 X 12 FULLNOSE

104 ln. ft. per pallet



Adobe Blend



Charcoal



Fire Island Blend



Golden Brown Blend



Granite City Blend



Crab Orchard Blend*



Mojave*



*Premium Colors

** Deluxe Colors

width	length	thickness	s.f./pcs.	l.f./pallet	pcs./pallet	lbs./pallet
8"	12"	2-3/8"	1.5	104	156	2,652



8x12 Fullnose Shown in Golden Brown Blend





Custom Verona Kitchen shown in Adobe Blend (Stone Ridge XL shown in Westchester Blend)
Verona Fireplace (page 96) shown in Adobe Blend (Grand Flagstone shown in York Brown)

OUTDOOR LIVING

Small or large, your backyard is brimming with design possibilities. Whether you're interested in entertaining, a little peace and quiet, a pool side paradise, a place to curl up by the fire or an outdoor kitchen that speaks to your heart, your options are plentiful.

As with any design project, big dreaming and a healthy dose of brain storming will go a long way. Start by asking yourself some questions. What are you looking to gain from the space? How ideally do you see yourself using it? What features are must haves and what features would you love to have but aren't necessarily must haves? If budget is a constraint, consider ways to incorporate these items into your plan later. What products do you love? Brainstorm. The more design ideas you gather, the more ideas you bring to your project. As you get closer to identifying what you like, you can eliminate products, features and designs you don't like and narrow your scope.

VERONA GRILL ISLAND

Fire up that steak year-round with these hard-wearing units includes a 32” 56,000 BTU stainless steel grill, single door for propane tank access, three piece concrete counter tops, lintel, and Verona Wall.

PACKAGE INCLUDES:

- 56,000 BTU stainless steel built-in gas BBQ grill with four cast stainless burners and a 10,000 BTU infrared rear burner.
- Double-lined roll top hood has seamless welded edges and heavy-duty thermometer.
- Includes 740 in. Stainless steel cooking grates, warming rack, full size drip pan and electronic ignition.
- Illuminated control knobs for evening gatherings create a sophisticated appearance
- Stainless steel door for access to gas connection.
- Concrete counter tops provide 3 square feet of surface area.
- Concrete lintels
- Verona wall



Adobe Blend



Bluestone



Charcoal



Crab Orchard Blend



Golden Brown Blend



Granite City Blend



Oceanic Blue*



Oyster Blend




Travertina*




Westchester Blend*


COUNTERTOPS



Bluestone



Brown



Gironde



size	Kit Description	wt.
6'-11"x3'x37"	Kit comes complete with 32" 56,000 BTU stainless steel grill, single door, cast stone countertops, concrete lintels and Verona Wall.	6,300



Grill Island shown in Crab Orchard with Gironde counter top (left) and Oceanic Blue with Bluestone counter top (right)



VERONA KITCHEN

Fire up that steak year-round with these hard-wearing units Includes 40,000 BTU stainless steel grill, single door for propane tank access, six piece granite countertops and lintel



Adobe Blend



Bluestone




Charcoal



Crab Orchard Blend




Granite City Blend



Golden Brown Blend



Oceanic Blue*



Oyster Blend



Travertina*



Westchester Blend


COUNTERTOPS



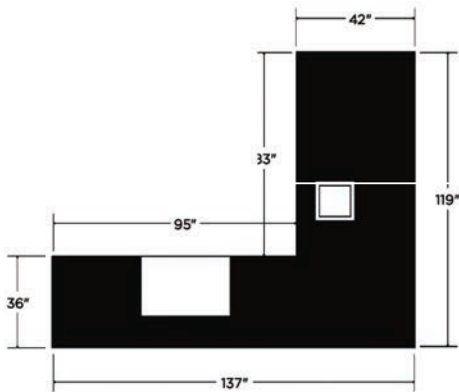
Bluestone



Brown



Gironde



Verona Kitchen shown in Oyster Blend

PACKAGE INCLUDES:

Kit comes complete with all stainless steel appliances, polished granite countertops, concrete lintels, and enough Verona Wall to complete the unit as shown (minimal cutting required.) Also available with cast stone countertops.

4" x 8" x 12" modular Verona Wall facilitates installation. Five stock colors with an antiqued finish match virtually any outdoor color scheme.

Dual height, polished granite countertops provide almost 60 sq. ft. in entertaining and cooking area. Bar height (41") entertainment top is a full 42" deep and cantilevers over the edge for comfortable barstool seating. Counter height (37") cook top is 36" deep and provides surface area on both sides of the grill for precooked and cooked foods. Countertops come in six easy to handle pieces.

Appliance package includes:

56,000 BTU stainless steel built-in gas barbecue grill and an infrared burner. Dual-lined roll top hood has seamless welded edges and heavy-duty thermometer. Includes 740 in. stainless steel cooking grates, warming rack, full size drip tray and electronic ignition. Grill Unit is 38" wide x 24" deep and can be ordered with either a natural or propane gas connection.

Stainless steel double doors for access to gas connection and storage area.

15" x 15" stainless steel sink with faucet.

Stainless steel vertical door for access to plumbing.

Refrigerator with stainless steel reversible door with full range temperature control. 4.5 cubic foot capacity.



size	description	wt.
9' x 11'5" x 41"	Kit comes complete with 40" 56,000 BTU stainless steel grill, sink, refrigerator, single and double doors, cast stone countertops, concrete lintels and Verona Wall.	11,900





Verona Pizza Oven shown on Verona Wall in Adobe Blend (both)



size	description	wt.
7'-8" wide 3'-8" deep 9'-4" high	Kit comes with 5-piece oven (dome, arch, 3-piece hearth), decorative door, flue adapter, install kit (insulating board, insulating blanket, mortar). Cooking kit (pizza peel, brush), cast stone counter top, decorative lintels, 2½ pallets of Verona Wall.	7,848

VERONA PIZZA OVEN

Contains everything you need for cooking a delicious pizza (and more) outside!


- Cast Stone Fire tops
- Decorative lintels and surround
- Verona wall
- 5-piece oven: dome, arch, 3-piece hearth
- Decorative door, flue adapter
- Install kit: insulating board, insulating blanket, mortar
- (table-top fully finished Cooking kit: pizza peel, brush)




Adobe Blend




Charcoal



Bluestone*




Crab Orchard Blend



Golden Brown Blend




Granite City Blend




Oyster Blend



Oceanic Blue*



Travertina*



Westchester Blend


COUNTERTOPS



Bluestone



Brown



Gironde

* Premium colors

VERONA FIRE PIT

Warm up any night with a Verona Fire Pit. This sleek square design goes great with an existing Verona Wall or design your own with any Nicolock paver! Includes wall blocks and steel insert.



Verona Fire Pit shown in Granite City Blend with Fire Pit Coping in Bluestone (sold separately or in Deluxe kit)

DELUXE IT!
KITS

**UPGRADE YOUR VERONA FIRE PIT WITH
 EVERYTHING YOU NEED IN OUR ALL-IN-ONE KIT!**

48 pieces of
Verona Wall & Fire Pit Coping

1 Fire Pan Match Throw,
Natural Gas

Flex Frame

LP Conversion Piece

Lava Rocks

Vent Kit available

- | | | | | |
|--------------------|---------------|--------------|--------------------|--------------------|
| | | | | |
| Adobe Blend | Bluestone* | Charcoal | Crab Orchard Blend | Golden Brown Blend |
| | | | | |
| Granite City Blend | Oceanic Blue* | Oyster Blend | Travertina* | Westchester Blend* |

Verona Firepit Coping:

- | | | |
|-----------|-------|----------|
| | | |
| Bluestone | Brown | Gironde* |

* Premium Colors
 ** Deluxe Colors



Belvedere Fire Pit shown in Mocha (above)

BELVEDERE FIRE PIT

What better way to enjoy your outdoor living area than to be gathered around a beautiful Fire Pit with friends and family. The natural textures and colors of this product, blend seamlessly with the entire collection of attractive Rosetta Hardscapes.



Bluestone



Mocha



York Brown

width	length	lbs./pallet
58" o.d.	14½"	2,540

Belvedere Fire Pit shown in Bluestone (below)



DELUXE IT!
KITS **UPGRADE YOUR BELVEDERE FIRE PIT WITH EVERYTHING YOU NEED IN OUR ALL-IN-ONE KIT!**



52 pieces of
Belvedere Wall
& Belvedere Coping



1 Fire Pan Match Throw,
Natural Gas



Flex Frame



LP Conversion Piece



Lava Rocks

Vent Kit available



Serafina Fire Pit shown in Adobe Blend with Bluestone Fire Pit Coping (Deluxe Package)

SERAFINA FIRE PIT

The Serafina Fire Pit is a great addition to your backyard. Includes wall blocks, steel ring and grill grates • Rockface coping, Gas Firepit Burner and other accessories sold separately or in our deluxe kit.



Adobe Blend



Bluestone*



Crab Orchard Blend



Granite City Blend



Golden Brown Blend



Fire Island Blend



Oyster Blend




Travertina*



Westchester Blend

Dimensions	lbs./pallet
Inside Dia. 30"	1,350
Outside Dia. 49"	
16" High	


Rockface Coping:



Bluestone



Brown



Gironde*

* Premium Colors

DELUXE IT!
KITS

UPGRADE YOUR SERAFINA FIRE PIT WITH
 EVERYTHING YOU NEED IN OUR ALL-IN-ONE KIT!

60 pieces of
Serafina Wall & Rockface
Fire Pit Coping

1 Fire Pan Match Throw,
Natural Gas

Flex Frame

LP Conversion Piece

Lava Rocks

Vent Kit available

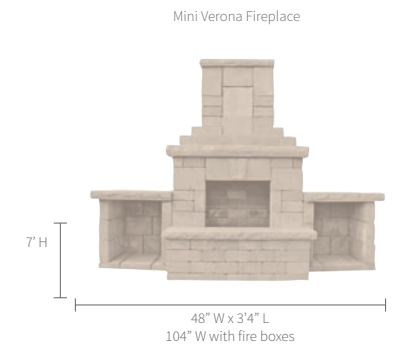
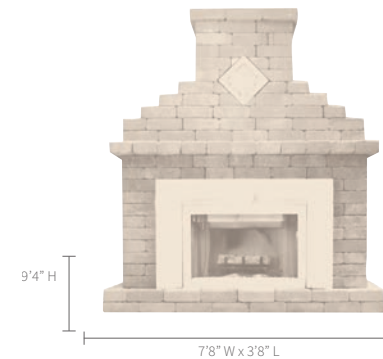


Serafina Fire Pit shown in Oyster Blend



VERONA FIREPLACE


Contains everything you need to construct this stunning fireplace. Includes Verona wall, stainless steel fireplace insert with flue, lintels and decorative concrete surround with medallion.



Adobe Blend




Crab Orchard Blend



Golden Brown Blend



Granite City Blend




Oyster Blend



Bluestone*

ACCENTS



Gironde



Brown



Bluestone



PERGOLAS

Our PVC pergolas are versatile and can be used for shade, hanging plants and even as an extension of your living space. Be as creative as your imagination allows to design the pergola of your dreams. Sizes include 13 x 16 & 15 x 15.

size	description	wt.
13' X 16'	Constructed of structural vinyl • Easy maintenance	300
15' X 15'	Customizable • Life time warranty	

Note: Custom sizes all available approx. 2 weeks from date.



13' X 16' Pergola (Weatherdale Patio Collection shown in York Brown)



CLIFROCK COLLECTION

Vertical Masonry Panel Technology for Outdoor Living

ClifRock's fire features are built to handle the harsh outdoor elements, made of a zero flame spread material and provide tremendous cost savings in comparison to labor intensive build-outs. Each piece can be fully customized from color to the design and stone profile.



ClifRock Kitchen Island shown in Stacked Stone texture and NY Bluestone color. (left) 40" Square Firepit shown in Stacked Stone texture and Biscotti Tan color. (top right) Kalea Bay Single Sided Fireplace in Ledge Stone texture and Biscotti Tan color. (bottom right)

CUSTOMIZING YOUR SPACE IS EASY!

1 CHOOSE YOUR TEXTURE



Barn Wood*
Wide-plank, rustic
wood panels



Stacked Stone
Stacked, small square
and rectangular
stones stacked with
no visible grout lines



Ledge Stone
Mortar stacked, small
square and
rectangular stones in
a 2:1 pattern

3 CHOOSE YOUR TOP



Brown



Bluestone

2 CHOOSE YOUR BASE COLOR



Biscotti Tan

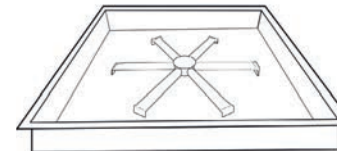


NY Bluestone

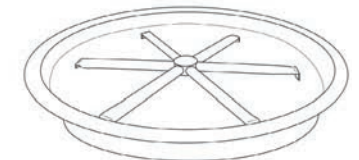
4 CHOOSE YOUR HEATING ELEMENT

FIRE PITS

Available in Natural Gas and Propane options

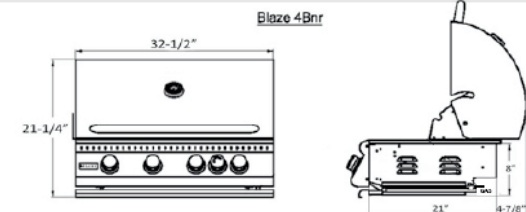


Square Pan



* Barn Wood available in Rustic Brown color only.

KITCHEN



KALEA BAY FIREPLACE

An outdoor fireplace provides an element of elegance, ambiance and function. Perfect for entertaining or when you desire a place to retreat, relax and reconnect. Available in single sided and see through configurations.

TEXTURES



Ledge Stone

COLORS



Biscotti Tan



NY Bluestone



Kalea Bay Single Sided Fireplace shown in Ledge Stone in Biscotti Tan

CLIFROCK KALEA BAY PACKAGES INCLUDE:

Kalea Bay Single Sided Fireplace

1- 42" High X 84" Wide W/ Cutout

1- 42"High X 84" Wide Panel

2- 42" High X 20" Wide Side Panel

4- 42" High Structural Corner Units, Smooth

1- Counter Top

Kalea Bay 48" Fireplace with Black Crushed Glass

Kalea Bay See Through Fireplace

2- 42" High X 84" Wide W/ Cutout

2- 42" High X 20" Wide Side Panel

4- 42" High Structural Corner Units, Smooth

1-Counter Top

Kalea Bay 48" Fireplace with Black Crushed Glass

Kit includes 2 tubes of concrete adhesive for assembly, ratchet straps and instructions.

CLIFROCK ROUND FIRE PIT

During the summer, your outdoor fire pit will be an absolutely striking piece for your backyard entertainment. Then, during the fall or winter, it will become a charming and warm place for your family and friends to gather around. No matter what season it is, you will find yourself out next to your fire pit.


TEXTURES



Barn Wood*



Stacked Stone



Ledge Stone

COLORS



Biscotti Tan



NY Bluestone

* Barn Wood available in Rustic Brown color only.



ClifRock Round Fire Pit shown in Stacked Stone texture and NY Bluestone color

CLIFROCK 40" ROUND FIRE PIT PREMIUM PACKAGE INCLUDES:

2- 18"High Half Circle High Strength ClifRock Panel

2- 18"High Structural Connection Units ,Wood Grain

1- 44" Round Stone-face Top with Cut out

LP Conversion Kit

1- 19" Round Pan Match Throw w/ Lip Natural Gas

Lava Rocks

Includes 2 tubes of concrete adhesive for assembly, ratchet strap and instructions

CLIFROCK SQUARE FIRE PIT

This beautiful focal piece makes for the perfect gathering and conversation spot during any season.

TEXTURES



Barn Wood



Stacked Stone



Ledge Stone

COLORS



Biscotti Tan



NY Bluestone

* Barn Wood available in Rustic Brown color only.



ClifRock Square Fire Pit shown in Barn Wood texture and Rustic Brown color

CLIFROCK 40” SQUARE FIRE PIT PREMIUM PACKAGE INCLUDES:

4- 18” High X 40” Wide High Strength ClifRock Panels

4- 18” High Structural Corner Units, Wood Grain

1- 44” Square Stone-face Top with Cut out

1- 20” Square Pan Match Throw Burner w/ Lip Natural Gas

Lava Rocks

1- Conversion Kit (NG/LP)

Includes 2 tubes of concrete adhesive for assembly, ratchet straps and instructions

CLIFROCK KITCHEN ISLAND

We are changing the way outdoor kitchens are built. Engineered stone panels make it possible to have the outdoor kitchens of your dreams with any built-in appliance and cooking features you want in a day. You can choose the design, colors, and stone profile of your outdoor kitchen to perfectly fit the rest of your landscape and your home.


TEXTURES



Barn Wood*



Stacked Stone



Ledge Stone

COLORS



Biscotti Tan



NY Bluestone

* Barn Wood available in Rustic Brown color only.



ClifRock Kitchen Island in Stacked Stone texture and NY Bluestone color

CLIFROCK 7FT KITCHEN ISLAND PREMIUM PACKAGE INCLUDES:

- 1- 35" High x 80" Wide High Strength ClifRock Panel (back)
- 1- 35" High x 80" Wide w/Grill and Access Door Cutout High Strength ClifRock Panel (front)
- 2- 35" High X 26" Wide High Strength ClifRock Panel (sides)
- 1- 84" Length x 34" Wide x 1.5" Depth Rock Face Counter Top High Strength ClifRock Panel
- 4- 35" High Structural Corner Units, Wood Grain
- 1- Blaze 4 Burner 32" Grill
- 1- 30" Double Access Door

Kit includes 2 tubes of concrete adhesive for assembly, ratchet straps and instructions.

ACCESSORIES

Give your outdoor living space that finishing touch! Customize your project with accessories that suit your needs. Visit nicolock.com for our full line!



CHICAGO BRICK OVEN 750



BLAZE 32" 4 BURNER GRILL W/REAR BURNER



BLAZE 40" 5 BURNER GRILL W/REAR BURNER



**DROP IN SINK COMBO
NPS-400-15DIO**

Cut out height: 23.375" • Cut out width: 15.875"
Cut out depth: 8.75"



**24"X24" SLIDE IN INSULATED COOLER
NPS-400-24SI**

Cut out height: 23.678" • Cut out width: 24"
Cut out depth: 11.75"



BLAZE STAINLESS FRONT REFRIGERATOR 4.5 CU



**3 DRAWER WITH PAPER TOWEL HOLDER
NSP-260-3DR-PTD**

Cut out height: 24.25" • Cut out width: 17.25"
Cut out depth: 21.0"



BLAZE BUILT-IN DOUBLE SIDE BURNER



**24"X24" DROP IN INSULATED COOLER
NPS-400-24DI**

Cut out height: 23.678" • Cut out width: 23.678"
Cut out depth: 11.75"



**36" 2 DRAW AND DOOR COMBO
NPS-260-COMBO36**

Cut out height: 19.0" • Cut out width: 34.25"
Cut out depth: 21.0"



**14X20" VERTICAL DOOR
NPS-260-14X20V**

Cut out height: 20.25" • Cut out width: 14.25"

**17X24" VERTICAL DOOR
NPS-260-14X24**

Cut out height: 24.25" • Cut out width: 17.25"



TRASH ROLL OUT • PS-260-TR

Cut out height: 24.25" • Cut out width: 17.25"
Cut out depth: 16.0"

TRASH ROLL OUT RECYCLE • NP-260-TR/RCY

Cut out height: 24.25" • Cut out width: 17.25"
Cut out depth: 24.0"



**36" DOUBLE DOOR LINED
NPS-260-DD36**

Cut out height: 18.5" • Cut out width: 34.275"
Cut out depth: 8.75"

**NEED A NEW BURNER FOR AN EXISTING FIRE FEATURE?
LEARN MORE ABOUT OUR COMPLETE LINE
OF FIRE BURNERS AND ACCESSORIES**

**VISIT NICOLock.COM/ACCESSORIES
OR CALL US AT 631.669.0700**



KALEA BAY FIREPLACE INSERTS

Available in 4 ft, 5 ft and 6 ft sizes in
single and double sided configurations



SQUARE PAN BURNER SYSTEM



FLEX FRAME



ROUND PAN BURNER SYSTEM

2018

COLOR COLLECTION




PAVER-SHIELD™



Adobe Blend




Autumn Blend*




Bayberry Blend*



Brown



Cappuccino Blend*
NEW



Chamois



Caramel Tan*



Charcoal



Chesapeake Blend*



Crab Orchard Blend*



Desert Rose*




Fire Island Blend

* Premium Colors
** Deluxe Colors


PAVER-SHIELD™




Golden Brown Blend



Granite City Blend



South Bay
Blend*
NEW



Lilac
Blend



Marble Blend*



Mocha



Mojave Tan*



Oceanic Blue Blend*



Oyster Blend*



Pennsylvania Blue Blend**




Pewter



Raven*

* Premium Colors
** Deluxe Colors


PAVER-SHIELD™



Red



Rusty Blue Blend**



Salmon



Terra Cotta



Travertina*



Westchester Blend

* Premium Colors

** Deluxe Colors



Get the paver-shield™ Difference

Our paver-**shield**™ pavers feature a smooth and ultra dense surface with rich and vibrant unfading color. Our technology starts with a concentration of pigment, cement and fine aggregate on the wear layer. This ultra dense layer conceals the heavier aggregate needed to give pavers their strength and durability while providing a smooth, pockmark free surface.

Get Color Through and Through

Not partial color. Nicolock's commitment to quality does NOT stop at the surface. We infuse Nicolock's beautiful and richly colored pigments from top to bottom in each one of our products. NOT JUST A THIN VENEER. Be aware of competitive products with just a thin veneer of color.

Nicolock continues to exceed the standards set by the Interlocking Concrete Pavement Institute (ICPI) and the American Society of Testing Materials (ASTM). Nicolock continually achieves these goals in order provide you with products that will outlive your investments by decades.


NICOLOCK WALLS



Adobe Blend



Bluestone



Charcoal/Red



Chesapeake Blend



Crab Orchard



Desert Rose

NICOLock WALLS



Fire Island



Golden Brown



Granite City



Lilac Blend



Mocha



Mojave

NICOLOCK WALLS



Oyster Blend




Travertina



Westchester Blend


NATURE'S CREATIONS



Fossil Buff




Silver Gray



Sunset Buff



Autumn Cotswold



Bluestone



Gironde



Lilac



Mocha



York Brown

TOSCANA



Adobe Blend



Charcoal



Golden Brown



Granite City



Oyster Blend*

The color illustrations in this Color Section are as accurate as photography and printing processes allow. Final selection of colors should be made from several physical samples. Shade variations are inherent in colored concrete products using natural materials. Delivered product can vary from physical samples.

																																																																																																																																																																																																																																																																																																																																																																																																																																																																																																																																																																																																																																																																																																																																																																																																																																																																																																																																																																																																																																																																																																																																																																																																																																																																																																																																																																																																																																																																																																																																																																																																														</
--	--	--	--	--	--	--	--	--	--	--	--	--	--	--	--	--	--	--	--	--	--	--	--	--	--	--	--	--	--	--	--	--	--	--	--	--	--	--	--	--	--	--	--	--	--	--	--	--	--	--	--	--	--	--	--	--	--	--	--	--	--	--	--	--	--	--	--	--	--	--	--	--	--	--	--	--	--	--	--	--	--	--	--	--	--	--	--	--	--	--	--	--	--	--	--	--	--	--	--	--	--	--	--	--	--	--	--	--	--	--	--	--	--	--	--	--	--	--	--	--	--	--	--	--	--	--	--	--	--	--	--	--	--	--	--	--	--	--	--	--	--	--	--	--	--	--	--	--	--	--	--	--	--	--	--	--	--	--	--	--	--	--	--	--	--	--	--	--	--	--	--	--	--	--	--	--	--	--	--	--	--	--	--	--	--	--	--	--	--	--	--	--	--	--	--	--	--	--	--	--	--	--	--	--	--	--	--	--	--	--	--	--	--	--	--	--	--	--	--	--	--	--	--	--	--	--	--	--	--	--	--	--	--	--	--	--	--	--	--	--	--	--	--	--	--	--	--	--	--	--	--	--	--	--	--	--	--	--	--	--	--	--	--	--	--	--	--	--	--	--	--	--	--	--	--	--	--	--	--	--	--	--	--	--	--	--	--	--	--	--	--	--	--	--	--	--	--	--	--	--	--	--	--	--	--	--	--	--	--	--	--	--	--	--	--	--	--	--	--	--	--	--	--	--	--	--	--	--	--	--	--	--	--	--	--	--	--	--	--	--	--	--	--	--	--	--	--	--	--	--	--	--	--	--	--	--	--	--	--	--	--	--	--	--	--	--	--	--	--	--	--	--	--	--	--	--	--	--	--	--	--	--	--	--	--	--	--	--	--	--	--	--	--	--	--	--	--	--	--	--	--	--	--	--	--	--	--	--	--	--	--	--	--	--	--	--	--	--	--	--	--	--	--	--	--	--	--	--	--	--	--	--	--	--	--	--	--	--	--	--	--	--	--	--	--	--	--	--	--	--	--	--	--	--	--	--	--	--	--	--	--	--	--	--	--	--	--	--	--	--	--	--	--	--	--	--	--	--	--	--	--	--	--	--	--	--	--	--	--	--	--	--	--	--	--	--	--	--	--	--	--	--	--	--	--	--	--	--	--	--	--	--	--	--	--	--	--	--	--	--	--	--	--	--	--	--	--	--	--	--	--	--	--	--	--	--	--	--	--	--	--	--	--	--	--	--	--	--	--	--	--	--	--	--	--	--	--	--	--	--	--	--	--	--	--	--	--	--	--	--	--	--	--	--	--	--	--	--	--	--	--	--	--	--	--	--	--	--	--	--	--	--	--	--	--	--	--	--	--	--	--	--	--	--	--	--	--	--	--	--	--	--	--	--	--	--	--	--	--	--	--	--	--	--	--	--	--	--	--	--	--	--	--	--	--	--	--	--	--	--	--	--	--	--	--	--	--	--	--	--	--	--	--	--	--	--	--	--	--	--	--	--	--	--	--	--	--	--	--	--	--	--	--	--	--	--	--	--	--	--	--	--	--	--	--	--	--	--	--	--	--	--	--	--	--	--	--	--	--	--	--	--	--	--	--	--	--	--	--	--	--	--	--	--	--	--	--	--	--	--	--	--	--	--	--	--	--	--	--	--	--	--	--	--	--	--	--	--	--	--	--	--	--	--	--	--	--	--	--	--	--	--	--	--	--	--	--	--	--	--	--	--	--	--	--	--	--	--	--	--	--	--	--	--	--	--	--	--	--	--	--	--	--	--	--	--	--	--	--	--	--	--	--	--	--	--	--	--	--	--	--	--	--	--	--	--	--	--	--	--	--	--	--	--	--	--	--	--	--	--	--	--	--	--	--	--	--	--	--	--	--	--	--	--	--	--	--	--	--	--	--	--	--	--	--	--	--	--	--	--	--	--	--	--	--	--	--	--	--	--	--	--	--	--	--	--	--	--	--	--	--	--	--	--	--	--	--	--	--	--	--	--	--	--	--	--	--	--	--	--	--	--	--	--	--	--	--	--	--	--	--	--	--	--	--	--	--	--	--	--	--	--	--	--	--	--	--	--	--	--	--	--	--	--	--	--	--	--	--	--	--	--	--	--	--	--	--	--	--	--	--	--	--	--	--	--	--	--	--	--	--	--	--	--	--	--	--	--	--	--	--	--	--	--	--	--	--	--	--	--	--	--	--	--	--	--	--	--	--	--	--	--	--	--	--	--	--	--	--	--	--	--	--	--	--	--	--	--	--	--	--	--	--	--	--	--	--	--	--	--	--	--	--	--	--	--	--	--	--	--	--	--	--	--	--	--	--	--	--	--	--	--	--	--	--	--	--	--	--	--	--	--	--	--	--	--	--	--	--	--	--	--	--	--	--	--	--	--	--	--	--	--	--	--	--	--	--	--	--	--	--	--	--	--	--	--	--	--	--	--	--	--	--	--	--	--	--	--	--	--	--	--	--	--	--	--	--	--	--	--	--	--	--	--	--	--	--	--	--	--	--	--	--	--	--	--	--	--	--	--	--	--	--	--	--	--	--	--	--	--	--	--	--	--	--	--	--	--	--	--	--	--	--	--	--	--	--	--	--	--	--	--	--	--	--	--	--	--	--	--	--	--	--	--	--	--	--	--	--	--	--	--	--	--	--	--	--	--	--	--	--	--	--	--	--	--	--	--	--	--	--	--	--	--	--	--	--	--	--	--	--	--	--	--	--	--	--	--	--	--	--	--	--	--	--	--	--	--	--	--	--	--	--	--	--	--	--	--	--	--	--	--	--	--	--	--	--	--	--	--	--	--	--	--	--	--	--	--	--	--	--	--	--	--	--	--	--	--	--	--	--	--	--	--	--	--	--	--	--	--	--	--	--	--	--	--	--	--	--	--	--	--	--	--	--	--	--	--	--	--	--	--	--	--	--	--	--	--	--	--	--	--	--	--	--	--	--	--	--	--	--	--	--	--	--	--	--	--	--	--	--	--	--	--	--	--	--	--	--	--	--	--	--	--	--	--	--	--	--	--	--	--	--	--	--	--	--	--	--	--	--	--	--	--	--	--	--	--	--	--	--	--	--	--	--	--	--	--	--	--	--	--	--	--	--	--	--	--	--	--	--	--	--	--	--	--	--	--	--	--	--	--	--	--	--	--	--	--	--	--	--	--	--	--	--	--	--	--	--	--	--	--	--	--	--	--	--	--	--	--	--	--	--	--	--	--	--	--	--	--	--	--	--	--	--	--	--	--	--	--	--	--	--	--	--	--	--	--	--	--	--	--	--	--	--	--	--	--	--	--	--	--	--	--	--	--	--	--	--	--	--	--	--	--	--	--	--	--	--	--	--	--	--	--	--	--	--	--	--	--	--	--	--	--	--	--	--	--	--	--	--	--	--	--	--	--	--	--	--	--	--	--	--	--	--	--	--	--	--	--	--	--	--	--	--	--	--	--	--	--	--	--	--	--	--	--	--	--	--	--	--	--	--	--	--	--	--	--	--	----

* Premium ** Deluxe ++Please refer to the product pages for color availability within collections

			Adobe Blend	Autumn Blend *	Autumn Cotswold	Bayberry Blend*	Beige/Brown	Bluestone	Brown	Cappuccino Blend- NEW *	Caramel Tan *	Chamois	Charcoal	Charcoal/Buf	Charcoal/Grey	Charcoal/Red	Chesapeake Blend*	Crab Orchard Blend *	Desert Rose*	Fire Island Blend	Fossil Buff	Girond*	Golden Brown Blend	Granite City Blend	Lilac	Lilac Blend	Marble Blend*	Mocha	Mocha Blend *	Mojave	Natural	Oceanic Blue*	Oyster Blend*	Pennsylvania Blue Blend**	Pewter	Raven*	Red	Rusty Blue Blend**	Salmon	Silver Grey	South Bay Blend- NEW *	Sunset Buff	Terra Cotta Blend	Travertina*	Umber	Westchester Blend	York Brown					
Environmental Pavers	Eco-Ridge™ 80mm																						●								●																					
	SF-Rima 80mm																					●	●																													
	Checker Block® 100mm																													●																						
	Eco-Tre 80mm	●																					●								●																●					
	Turfstone 80mm																													●																						
Wall Systems	Alta Collection ++				●							●	●	●																																						
	Mini Colonial Wall	●				●	●										●	●		●			●	●		●			●			●									●				●		●					
	5” Colonial Wall	●				●											●	●		●			●	●								●												●			●		●			
	6” Colonial Wall	●				●			●								●	●		●			●	●		●			●				●								●				●		●					
	Firma® Wall	●																●					●	●						●		●																				
	Serafina Wall	●					●											●		●			●	●								●													●		●					
	Sierra®	●											●					●		●				●						●																						
	Trinity Wall				●									●	●																																					
	6” Corner	●			●	●							●	●	●	●	●		●		●		●	●		●			●			●													●		●					
	8” Corner				●								●	●	●	●																																				
	Everloc Collection				●								●	●																																						
	Verona Wall	●				●							●					●					●	●								●	●													●		●				
	Mini Colonial Wall (Tumbled)	●				●												●		●			●	●								●													●							
	5” Colonial Wall (Tumbled)	●				●												●		●			●	●									●												●							
	6” Colonial Wall (Tumbled)	●				●												●		●			●	●									●												●							


* Premium ** Deluxe ++Please refer to the product pages for color availability within collections

[illegible]

|--|--|--|--|--|--|--|--|--|--|--|--|--|--|--|--|--|--|--|--|--|--|--|--|--|--|--|--|--|--|--|--|--|--|--|--|--|--|--|--|--|--|--|--|--|--|--|--|--|--|--|--|--|--|--|--|--|--|--|--|--|--|--|--|--|--|--|--|--|--|--|--|--|--|--|--|--|--|--|--|--|--|--|--|--|--|--|--|--|--|--|--|--|--|--|--|--|--|--|--|--|--|--|--|--|--|--|--|--|--|--|--|--|--|--|--|--|--|--|--|--|--|--|--|--|--|--|--|--|--|--|--|--|--|--|--|--|--|--|--|--|--|--|--|--|--|--|--|--|--|--|--|--|--|--|--|--|--|--|--|--|--|--|--|--|--|--|--|--|--|--|--|--|--|--|--|--|--|--|--|--|--|--|--|--|--|--|--|--|--|--|--|--|--|--|--|--|--|--|--|--|--|--|--|--|--|--|--|--|--|--|--|--|--|--|--|--|--|--|--|--|--|--|--|--|--|--|--|--|--|--|--|--|--|--|--|--|--|--|--|--|--|--|--|--|--|--|--|--|--|--|--|--|--|--|--|--|--|--|--|--|--|--|--|--|--|--|--|--|--|--|--|--|--|--|--|--|--|--|--|--|--|--|--|--|--|--|--|--|--|--|--|--|--|--|--|--|--|--|--|--|--|--|--|--|--|--|--|--|--|--|--|--|--|--|--|--|--|--|--|--|--|--|--|--|--|--|--|--|--|--|--|--|--|--|--|--|--|--|--|--|--|--|--|--|--|--|--|--|--|--|--|--|--|--|--|--|--|--|--|--|--|--|--|--|--|--|--|--|--|--|--|--|--|--|--|--|--|--|--|--|--|--|--|--|--|--|--|--|--|--|--|--|--|--|--|--|--|--|--|--|--|--|--|--|--|--|--|--|--|--|--|--|--|--|--|--|--|--|--|--|--|--|--|--|--|--|--|--|--|--|--|--|--|--|--|--|--|--|--|--|--|--|--|--|--|--|--|--|--|--|--|--|--|--|--|--|--|--|--|--|--|--|--|--|--|--|--|--|--|--|--|--|--|--|--|--|--|--|--|--|--|--|--|--|--|--|--|--|--|--|--|--|--|--|--|--|--|--|--|--|--|--|--|--|--|--|--|--|--|--|--|--|--|--|--|--|--|--|--|--|--|--|--|--|--|--|--|--|--|--|--|--|--|--|--|--|--|--|--|--|--|--|--|--|--|--|--|--|--|--|--|--|--|--|--|--|--|--|--|--|--|--|--|--|--|--|--|--|--|--|--|--|--|--|--|--|--|--|--|--|--|--|--|--|--|--|--|--|--|--|--|--|--|--|--|--|--|--|--|--|--|--|--|--|--|--|--|--|--|--|--|--|--|--|--|--|--|--|--|--|--|--|--|--|--|--|--|--|--|--|--|--|--|--|--|--|--|--|--|--|--|--|--|--|--|--|--|--|--|--|--|--|--|--|--|--|--|--|--|--|--|--|--|--|--|--|--|--|--|--|--|--|--|--|--|--|--|--|--|--|--|--|--|--|--|--|--|--|--|--|--|--|--|--|--|--|--|--|--|--|--|--|--|--|--|--|--|--|--|--|--|--|--|--|--|--|--|--|--|--|--|--|--|--|--|--|--|--|--|--|--|--|--|--|--|--|--|--|--|--|--|--|--|--|--|--|--|--|--|--|--|--|--|--|--|--|--|--|--|--|--|--|--|--|--|--|--|--|--|--|--|--|--|--|--|--|--|--|--|--|--|--|--|--|--|--|--|--|--|--|--|--|--|--|--|--|--|--|--|--|--|--|--|--|--|--|--|--|--|--|--|--|--|--|--|--|--|--|--|--|--|--|--|--|--|--|--|--|--|--|--|--|--|--|--|--|--|--|--|--|--|--|--|--|--|--|--|--|--|--|--|--|--|--|--|--|--|--|--|--|--|--|--|--|--|--|--|--|--|--|--|--|--|--|--|--|--|--|--|--|--|--|--|--|--|--|--|--|--|--|--|--|--|--|--|--|--|--|--|--|--|--|--|--|--|--|--|--|--|--|--|--|--|--|--|--|--|--|--|--|--|--|--|--|--|--|--|--|--|--|--|--|--|--|--|--|--|--|--|--|--|--|--|--|--|--|--|--|--|--|--|--|--|--|--|--|--|--|--|--|--|--|--|--|--|--|--|--|--|--|--|--|--|--|--|--|--|--|--|--|--|--|--|--|--|--|--|--|--|--|--|--|--|--|--|--|--|--|--|--|--|--|--|--|--|--|--|--|--|--|--|--|--|--|--|--|--|--|--|--|--|--|--|--|--|--|--|--|--|--|--|--|--|--|--|--|--|--|--|--|--|--|--|--|--|--|--|--|--|--|--|--|--|--|--|--|--|--|--|--|--|--|--|--|--|--|--|--|--|--|--|--|--|--|--|--|--|--|--|--|--|--|--|--|--|--|--|--|--|--|--|--|--|--|--|--|--|--|--|--|--|--|--|--|--|--|--|--|--|--|--|--|--|--|--|--|--|--|--|--|--|--|--|--|--|--|--|--|--|--|--|--|--|--|--|--|--|--|--|--|--|--|--|--|--|--|--|--|--|--|--|--|--|--|--|--|--|--|--|--|--|--|--|--|--|--|--|--|--|--|--|--|--|--|--|--|--|--|--|--|--|--|--|--|--|--|--|--|--|--|--|--|--|--|--|--|--|--|--|--|--|--|--|--|--|--|--|--|--|--|--|--|--|--|--|--|--|--|--|--|--|--|--|--|--|--|--|--|--|--|--|--|--|--|--|--|--|--|--|--|--|--|--|--|--|--|--|--|--|--|--|--|--|--|--|--|--|--|--|--|--|--|--|--|--|--|--|--|--|--|--|--|--|--|--|--|--|--|--|--|--|--|--|--|--|--|--|--|--|--|--|--|--|--|--|--|--|--|--|--|--|--|--|--|--|--|--|--|--|--|--|--|--|--|--|--|--|--|--|--|--|--|--|--|--|--|--|--|--|--|--|--|--|--|--|--|--|--|--|--|--|--|--|--|--|--|--|--|--|--|--|--|--|--|--|--|--|--|--|--|--|--|--|--|--|--|--|--|--|--|--|--|--|--|--|--|--|--|--|--|--|--|--|--|--|--|--|--|--|--|--|--|--|--|--|--|--|--|--|--|--|--|--|--|--|--|--|--|--|--|--|--|--|--|--|--|--|--|--|--|--|--|--|--|--|--|--|--|--|

* Premium ** Deluxe ++Please refer to the product pages for color availability within collections

PATTERNS




RUNNING BOND

Blue Ridge
Cobblestone
Colonial Cobble
Normal
Colonial Cobble
1-1/2 Normal
Country

Eco-Ridge
Holland Stone
Olde Towne
Pompeii
Ridge Brick
Rustico 12x12
Rustico 6x6


Rustico 6x9
SF-Rima
Stone Ridge



90 HERRINGBONE

Cobblestone
Colonial Cobble
1-1/2 Normal
Eco-Ridge


Holland Stone
Ridge Brick
Rustico 6x9



STAGGERED RUNNING BOND

Alpine Ridge
Blue Ridge
Colonial Cobble
Normal & 1-1/2 Normal


Country 6x6 & 6x9
Olde Towne
Rustico 6x6 & 6x9
Stone Ridge



45 HERRINGBONE

Colonial Cobble
1-1/2 Normal
Country 6x9


Holland Stone
Ridge Brick
Rustico 6x9



STACKED BOND

Colonial Cobble
Normal
Colonial Cobble
1-1/2 Normal
Country 6x6
Country 6x9
Holland Stone


Ridge Brick
Rustico 12x12
Rustico 6x6
Rustico 6x9
SF-Rima



MODIFIED HERRINGBONE

Colonial Cobble
Normal & 1-1/2 Normal


Country 6x6 & 6x9
Rustico 6x6 & 6x9



I PATTERN

Colonial Cobble Normal & 1-1/2
Normal
Country 6x6 & 6x9


Rustico 6x6 & 6x9



RANDOM PATTERN

(Stone Ridge
Pattern Shown)
Alpine Ridge
Colonial Cobble 4pc Combo
Country
Olde Towne


Rustico 4pc Combo
Blue Ridge
Village



BASKET WEAVE

Eco-Ridge
Holland Stone


Ridge Brick



RANDOM PATTERN


(Rustico or Colonial Cobble
4pc Combo Pattern Shown)
Country
Olde Towne
Blue Ridge

Village
Stone Ridge




FRENCH ASHLAR


Versailles Travertine




SAILOR BORDER




SOLDIER BORDER




SAILOR-SOLDIER-SAILOR BORDER




STAGGERED RUNNING BOND BORDER




ART DECO BORDER



BRADSTONE COBBLE BORDER



HARLEQUIN BORDER



POMPEII/MONTAUK RANDOM

PAVER INSTALLATION

Materials Needed

Gloves

Tape Measure

Stakes

Shovel

3 lb. Hammer

Levels

Line Level

Carpenters Square

String Line

Broom

Wheelbarrow

Pry Bar

Wire Cutters

Mason's Chisel

Markers


Screed Board

Two 1" o.d. Screed Pipes

Plate Compactor

Paver Cutter

Diamond Blade Table Saw



- A. Compacted Sub-Base
- B. 4" - 6" Compacted Aggregate (for Pedestrian Traffic)
- C. 8" - 12" Compacted Aggregate (for Vehicular Traffic)
- D. Edge Restraints
- E. 1" Bedding Sand
- F. Pavers

BEFORE YOU BEGIN

Your dealer can assist you in obtaining the necessary materials and equipment needed to complete your paving stone installation.

**Three color blends are not recommended for projects less than 500 sq.ft*

Lay out your entire paver pattern prior to cutting any stones.

Find an area away from your installation to cut pavers. Concrete dust created by saw cutting pavers can stain the surface.

The use of an approved safety mask is recommended when cutting any concrete products.



1. PLAN
Determine the area to be paved. Measure for square footage and sketch a diagram of the shape & pattern of paving stone desired.



2. PREPARE / EXCAVATE
Before beginning excavation, make sure there are no utility lines within the area to be paved. Excavate area to the proper depth depending on the type of traffic.



3. GRADE

Establish the finish grade and slope or pitch of pavement to allow for drainage. Lay out the lines and corners with string line and level. Compact sub-base.



2. PREPARE / EXCAVATE

Spread aggregate base uniformly throughout the entire excavated area and 8 in. beyond perimeter lines. Base aggregate material should be processed 3/4" minus gravel or crushed concrete blend.



3. BASE COMPACTION

Compact the base aggregate evenly throughout the area with a mechanical plate compactor. Do not compact the base aggregate in more than 4" layers. The compacted base should conform to the contour of the finished paved area. The grade of the base aggregate should be 3" to 4" below the finished paving stone surface depending on the thickness of the paver.



6. EDGE RESTRAINTS

Install edge restraints as required. Pavers butting against

curbs or foundations will not need an edge restraint. Various types of edging materials can be used. Nicolock recommends a Snap Edge edge restraint system since it is easy to install and will not rot or decay.



7. BEDDING

Spread 1" of concrete sand evenly over the compacted base. Screed the bedding sand to a level, smooth surface using a screed board. For areas wider than the width of the screed board, use 1" conduit pipe as screed guides 4' apart. Screed sand, remove screed rails & fill in depressions with fresh sand. You should end up with a complete layer of smooth sand. Do not disturb sand bed after it has been screeded.



8. PAVER PLACEMENT

Begin placing paving stones on the screeded sand bed in the desired pattern. Hand place the paving stones with a hand tight joint. Work from the paving stone side of the installation as they are set. To achieve the best mixture of colors and blends, remove pavers from delivered bundles section by section, not layer by layer, and work from several bundles at a time. Cut pieces as needed to fill in the pattern.

FINISHING: When complete, sweep surface clean. Spread a fine jointing sand over the entire surface and broom sweep to fill all joints. Leaving excess sand on the paving stone surface, tap the paving stones into the setting bed with the mechanical plate compactor with a rubber pad. Broom sweep more sand to fill any open joints. Finally, backfill over the top edge restraint and grade. Your installation is now complete and ready for use.

RETAINING WALL INSTALLATION

Materials Needed

Gloves

Tape Measure

Stakes

Shovel

3 lb. Hammer

Levels

Line Level

Carpenters Square

String Line

Broom

Wheelbarrow

Pry Bar

Wire Cutters

Mason's Chisel

Markers


Screed Board

Two 1" o.d. Screed Pipes

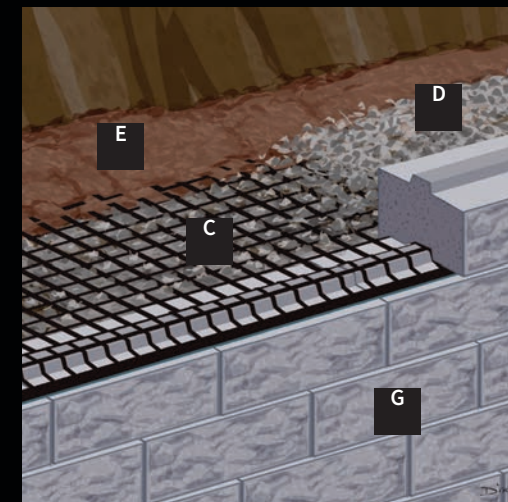
Plate Compactor

Paver Cutter

Diamond Blade Table Saw



- A. Wall Cap
- B. Top Soil
- C. Geogrid (as required)
- D. 3/4" Crushed Clean Stone
- E. Reinforced Soil
- F. Existing Site Soil
- G. Retaining Wall Blocks
- H. Drainage Pipe
- I. Filter Fabric (as required)
- J. 3/4" Processed Aggregate Footing
- K. Compacted soil Subgrade



NOTE: The following Installing procedures apply to all Nicolock retaining wall units constructed as a conventional gravity wall system.

PREPARING/EXCAVATING: Before beginning excavation, make sure there are no utility lines in the wall area. Excavate area to the proper depth. For geogrid-reinforced retaining walls or for more detailed information, consult your local distributor or contact Nicolock.

For most non-critical walls (and under favorable soil conditions) Nicolock wall units are constructed as a conventional gravity wall system. Walls up to 3 feet in height (2 ft. 6 in. for Sierra) are attainable without the need for soil reinforcement (geogrid). Recommended installation procedures should be followed to ensure the life of your wall structure.



1. TRENCH EXCAVATION

Excavate a trench a minimum of 6" beyond the front and back of the wall block. Dig trench 9" to 14" deep, enough to create a 6" thick leveling pad and to bury at least one whole wall block below grade. Compact the soil at the bottom of trench. Shape the slope behind wall to allow for 12" of drainage material.



2. TRENCH FILL

Place filter fabric in trench and up the cut slope. Fill trench with clean, graded aggregate and compact.



3. BASE BLOCKS

Position a level string line at the straight face of the unit to maintain alignment. Place the wall units side by side in the center of the prepared base. Bury the first course of block below grade to a depth equal to 10% of the height of the wall or a minimum of 6", whichever is greater. Level units from side to side, and front to back.



4. DRAINAGE SET-UP

Fill the space in front of wall with clean fill to grade to hold units from shifting. Place a perforated pipe behind wall on top of base

for drainage. Fill any block cores and the drainage area with clean aggregate keeping filter fabric in place. Backfill soil on outer side of fabric and compact.



5. STACKING UNITS

Place successive courses by fitting the keys and grooves onto the units in the row below (if applicable). Keep the tops of each course clean to maintain a level surface. Stack units one layer at a time in a running bond pattern (crossing joints). Utilize geogrid when the wall height is 3 ft or more or as required by the project engineer or approved design drawings.



6.) BACKFILL & FINISHING

Continue building the wall to the desired height. Backfill with clean aggregate behind each course as completed. Backfill and compact soil. Finish the wall by securing the wall cap with a suitable masonry adhesive.

Note: Illustrations shown are not for construction purpose. Please confer with your local engineer for proper placement of geogrid.

Important: Walls higher than 36" above grade, terraced walls, weak soils, and other loading conditions require special considerations in design and construction. This should be done by a qualified engineer & a professional contractor. Check with your local building department for code requirements.

STAIN REMOVAL

The stain removal methods suggested here are merely a guide and may not work to your satisfaction in all instances. Nicolock is not responsible for any damage caused while using these methods. Nicolock recommends that you keep several pavers from your initial installation available to replace any pavers that become damaged or excessively stained or soiled.

ALGAE & FUNGAL GROWTHS

Apply a fungicide according to manufacturer recommendation.

BEVERAGE STAINS

Scrub the stain with hot soapy water. For stubborn stains apply a 1:10 diluted sodium hypochlorite solution (household bleach) use according to the manufacturer's recommendations.

CHEWING GUM

Chewing gum is best removed with a suitable aerosol freezing agent before scraping it off. Use according to the manufacturer's recommendations.

FRESH OIL STAINS

Soak the oil up with an absorbent cloth or paper towels. Do not wipe. Then cover the affected area with a 'dry' absorbent powder and leave for 24 hours. Repeat until the powder has absorbed all or as much of the oil as possible.

If a stain persists, apply a recommended cleaner according to the manufacturer's recommendations.

PAINT /WOOD-STAIN /VARNISH

Soak up the spillage with an absorbent cloth or paper towels. Do not wipe.

The stained area should be immediately scrubbed with scouring powder and water.

The stained area should be immediately scrubbed with detergent and water. Paint removers or solvents should not be used on stains that are less than a week old, as this will increase penetration into the concrete.

Scrape off as far as possible. Apply an appropriate proprietary paint remover, preferably one supplied as a thick gel. Follow the manufacturer's recommendations or contact the paint manufacturer.

WOOD PRESERVATIVES /CREOSOTE

Soak the stain with mineral spirits and scrub with a hot detergent and water. Finally rinse thoroughly with clean water, or contact the manufacturer of the preserver.

ASPHALT & EMULSIFIED ASPHALT

Chill with ice (if warm outside), scrape away & scrub the surface with scouring or abrasive powder. Rinse with water.

CUTBACK ASPHALT & ROOFING TAR

Use a soft moist putty made with talc or diatomaceous earth (available wherever pools supplies are sold.) Mix with kerosene, scrub, let dry and brush off. Repeat as needed.

CANDY, KETCHUP, MUSTARD, GREASE DRIPPINGS FROM FOOD

For stubborn stains, apply liquid detergent full strength and allow it to

penetrate for 20-30 minutes. Scrub and rinse with hot water. Removal is easier if these stains are treated immediately.

CAULKING

Scrape off excess and scrub with denatured alcohol. Rinse with hot water and detergent. For acrylic latex caulk - follow guidelines for removal of latex paint.

CLAY SOIL

Scrape off dry material, scrub and rinse with hot water and strong detergent.

CREOSOTE

Apply a solution made with paint thinner and talc. Scrub and allow to dry. Scrape off, scrub with scouring powder and rinse with water.

MORTAR

Let dry but not harden and carefully remove spots with a trowel, putty knife or chisel.

LEAF, WOOD ROT OR TOBACCO STAINS

Apply household bleach diluted 10:1 with water (10 parts water) and scrub with a non-metallic stiff bristled brush.

OIL OR GREASE THAT HAS PENETRATED

Mop up any excess oil with rags. Cover the area with oil absorbent talc, (kitty litter). Diatomaceous earth can also be used. Leave it on the stain for a day, then sweep up.

PAINT

Fresh paint should be mopped up immediately with rags or paper towels by blotting. Do not wipe as this will spread the paint and extend the job of removal. If the paint is latex and water-based, soak and then scrub area with hot water, scouring powder and a non-metallic stiff brush until no more improvement is seen. Let the remaining paint dry and remove as described below.

DRIED PAINT

Scrape any excess oil-based paint, varnish or water based latex paint off the surface. Apply a commercial paint remover and let sit for 20-30 minutes. Loosen with gentle scrubbing. Do not rub the loosened paint into the surface of the pavers. Instead, blot up the loosened paint and thinner. Repeat as necessary.

TIRE SKID MARKS

Scrub black area with water, detergent and scouring powder.

ABOUT EFFLORESCENCE:

Efflorescence is a whitish, powder-like deposit that may sometimes appear on the surface of the paving stones. It may appear immediately or within a short time after installation. Left alone, normal wear and exposure to the elements will dissipate the efflorescence. Efflorescence does not affect the structural performance or durability of concrete pavers

Efflorescence is a normal occurrence in all cement based products, as well as many colored paving products. Because it is a natural reaction to the proper hydration of concrete, Nicolock accepts no responsibility or liability for replacement.

If there is a need to remove the efflorescence before it naturally wears away, best results are obtained by using an efflorescence remover which is available from most mason supply dealers. Do not use muriatic acid.

If a sealer is to be applied to the paving stones, it is recommended that any presence of efflorescence be removed prior to sealer being applied.

For installations over a new or existing concrete base, a cementitious setting bed, or with mortared joints, the occurrence of efflorescence is more likely. Precautions for proper drainage of the paving stones system should be taken to minimize this occurrence.

WHAT IS EFFLORESCENCE?

Efflorescence is a natural phenomenon and can occur with any cement based product, as well as other paving products. It may appear randomly and will possibly appear more pronounced on colored paving slab.

The white bloom may give the impression that the color of the paving slab is fading but, when wet, you will find that the efflorescence vanishes and the paving slab returns to its original shade. The white bloom will often return again when the paving slab dries.

Be assured that efflorescence has no detrimental effect on the performance of the paving slab and will generally disappear with time.

HOW DOES EFFLORESCENCE OCCUR?

All concrete products contain cement which produces water soluble calcium oxide (lime).

Concrete paving materials contain millions of tiny invisible pores; when moisture penetrates into these pores – either from rain, dew or condensation – it dissolves part of the lime to make calcium hydroxide.

When the slab dries out, the calcium hydroxide rises to the surface and reacts with the carbon dioxide in the air, sometimes leaving a white bloom of calcium carbonate once the water has evaporated.

WILL EFFLORESCENCE DISAPPEAR NATURALLY?

Yes. The efflorescence action is arrested by carbon dioxide reacting with calcium oxide within the pores of the concrete. The efflorescence itself is then, over a period of time, either converted back to soluble salts and washed away by rain or simply disappears through the action of trafficking, snow or ice.

Once the efflorescence has disappeared naturally it does not usually recur. It is therefore not necessary to replace the paving or to take other measures against efflorescence.

HOW LONG WILL EFFLORESCENCE LAST?

This is difficult to predict as factors such as climate, location and conditions (damp/shady or open/sunny) are variables which can affect the extent of the phenomenon. However, on average, it can take from 12 months to 24 months to disappear.

FREQUENTLY ASKED QUESTIONS

WHY DO NICOLOCK PAVERS MAKE THE BEST PAVEMENT?

Not only are Nicolock pavers beautiful, but they provide the best pavement solution in freeze/thaw conditions, when installed over a compacted aggregate base. Installation over a compacted aggregate base results in a pavement that is strong, yet flexible enough to move as the ground shifts without breaking apart, rutting or heaving. In addition, they can be "unzipped" to allow for repairs or access to utility lines. Unlike asphalt and other surfaces, pavers are virtually maintenance-free. And, by definition, concrete pavers are about 3 times stronger than regular poured concrete.

WHAT MAKES PAVER-SHIELD™ BETTER THAN THE COMPETITION?

Paver-shield™ is not a thin veneer of color coating. Paver-shield™ pavers are guaranteed to look great year after year, retaining their vibrant color and smooth texture. Products without paver-shield™ may look worn and faded over time with exposed aggregate on the surface.

DOES THE COLOR GO ALL THE WAY THROUGH NICOLOCK PAVERS?

All Nicolock pavers have color throughout. Those manufactured with our exclusive Paver-shield™ process have an extra concentration of cement and pigment on the wear layer providing deep rich colors and a smooth, dense wear layer.

CAN I USE A PRESSURE WASHER TO CLEAN MY PATIO?

Yes – but, as always, follow the manufacturer's instructions carefully. Do not pressure wash your patio too strongly or too frequently as you may damage the surface of the paver.

CAN PAVERS BE INSTALLED OVER A POURED CONCRETE BASE?

Absolutely, provided certain steps are taken. Care must be taken so that water does not pool underneath the pavers. Drainage holes should be drilled in large slabs and filled with pea gravel and covered with landscape fabric. Edge pavers must be restrained to keep joints from opening up.

CAN I USE A SEALER ON MY PATIO?

Yes – check proprietary manufacturer's instructions and suitability for sealing concrete paver. Please note: applying sealant to paver may affect the color.

HOW DO PAVERS COMPARE WITH PATTERNED CONCRETE?

Patterned concrete pavements are slabs of concrete that are embossed with a pattern. Therefore, they are prone to the same problems with freeze/thaw cycles, namely cracking and spalling. Also, unlike Nicolock pavers, patterned concrete pavements don't allow access to underground utilities or the ability to make repairs. At virtually the same price installed per square foot, Nicolock Pavers are clearly a superior choice.

HOW DO I DETERMINE HOW MUCH STONE BASE MATERIAL AND SAND SETTING BED MATERIAL I NEED?

One half ton of modified stone or sand will cover about 100 square feet at 1" thick. Using a 10' x 10' (100 square feet) patio as an example, you would need 1/2 ton of sand for the setting bed (1" thick) and 3 tons of modified stone for the base (6" thick). You'll need about 5% more sand for the joints between the pavers. The thickness of the base material depends on the application and subgrade soil conditions (use a thicker base for poorly drained soils). As a rule of thumb, you'll need 4" to 8" of base material for walkways and patios, and 8" to 12" for driveways and parking lots.

I HAVE WHITE DEPOSITS ON MY PAVERS/WALLS, WHAT IS IT?

You are probably referring to efflorescence, a natural and common occurrence in many concrete products. Efflorescence occurs when natural salts come to the surface and leave behind a white deposit that can normally be brushed off. This is not a product defect or harmful to pavers and walls and Nicolock accepts no liability for its occurrence. It will usually weather away with time.

HOW CAN I REMOVE MOSS OR MOLD FROM MY PAVERS?

Try liquid bleach diluted in water (10 parts water to one part bleach). Be careful not to get it on plant material. Keep in mind that there is nothing that will keep moss and mold from reappearing in a shady, damp area.

WHAT IS POLYMERIC SAND AND WHAT ARE ITS ADVANTAGES?

Polymeric sand is a high-tech mix of graded sand and binder, specially formulated for filling joints between pavers. When installed properly, polymeric sand will remain in the paver joints and inhibit weed growth and insect infestation.

CAN I USE NICOSTONE PAVING INSIDE MY HOUSE?

Yes – but it is preferable to seal the paving with a sealer after laying inside to protect against stains and reduce incidence of dust.

WHY DO THE PAVING STONES HAVE DARK PATCHES?

This is due to differential weathering, where the surface of the paving has cured at different rates, causing darker color variation on the paving. Generally this is exaggerated by the presence of efflorescence which, once removed, will reduce the effect of the dark patches. As with efflorescence the dark patches will generally disappear with time.

HOW OFTEN SHOULD I CLEAN MY PATIO?

Regular washing and brushing should be adequate to maintain your patio in pristine condition. However, you may wish to clean your patio using a recommended cleaner. This can enhance its appearance but it may affect long term durability and should only be used sparingly (only two or three times during the lifetime of the paving). Consult your paving supplier for advice and a suitable cleaning product.

WHAT ARE THE BENEFITS OF SEALING MY PAVERS? HOW LONG DO I NEED TO WAIT BEFORE I APPLY A SEALER?

Sealers help resist stain and may enhance the color. Some can also bind the sand in the joints to make it difficult for weeds to germinate. As a rule of thumb we generally want you to wait at least six months to allow any efflorescence to appear. Prior to the application of any sealers, the pavers must be cleaned with an appropriate product to remove dirt and efflorescence.

CAN NICOLOCK PAVERS BE USED FOR MY DRIVEWAY?

Absolutely! For residential driveways, 8" to 12" of compacted base material is recommended. A standard 2-3/8" thick paver can be used for light vehicular (cars & pickup trucks) applications. A herringbone pattern is most suitable in these situations. (Not applicable for Stone Ridge, Blue Ridge series and Nicostone products.)

Not only do Nicolock Pavers make an attractive pool deck, but they also provide a slip-resistant walking surface. Pavers actually are better than poured concrete around pools from the standpoint that the joints will take on moisture and leave the pavement cooler under foot. Like all products that are used outdoors, lighter colors will tend to stay cooler as they reflect the sunlight. Furthermore, our Fullnose and Pool Coping Pavers are ideal for the pool's edge. Make sure the base material around the pool is well compacted before installing pavers. Safety covers can also be installed over pavers with the use of special anchors.

WILL WEEDS GROW BETWEEN MY PAVERS?

Weeds and grass between pavers occur when seeds or spores lodge in the joints between pavers. They will not grow from underneath. This can be minimized by using polymeric sand or mixing a pre-emergent granular weed killer into the joint sand. If weeds do appear, a spot vegetation killer (such as Round-Up™) can be used and will not damage the pavers.

CAN I SHOVEL AND PLOW MY PAVERS?

Pavers can be plowed and shoveled just like asphalt, concrete and other pavement materials. In fact, snow and ice will normally melt faster because of the joints around the pavers. A plow blade with a rubber edge is recommended when needed. Do not use sharp objects to chop ice as they can damage the pavers.

WHAT SHOULD I USE TO MELT SNOW AND ICE ON MY PAVERS?

Nicolock recommends sand for slip resistance as it is the most environmentally friendly product for use on concrete products to make sure surfaces are skid and slip resistant.

If a de-icing product is used, Nicolock recommends using only NaCl (rock salt) and should be used sparingly, following the manufacturer's instructions. Once ice is loosened, remove immediately to avoid buildup of the de-icing agent.

De-icing agents of any kind are not recommended for our Nicostone line. We recommend using only sand for providing skid and slip resistance

I'VE GOT A RAILROAD TIE WALL THAT IS ROTTING AND FALLING DOWN. WHAT CAN I DO?

Our segmental retaining wall systems provide an excellent solution to this problem. They are strong and will last a lifetime. Nicolock offers several different wall systems to meet your needs.

WHAT IS GEOGRID AND WHEN SHOULD IT BE USED?

As a rule of thumb, all walls over 3' high should be reinforced with geogrid. Geogrid is placed between the layers of block at different intervals to stabilize the soil behind the retaining wall and secure the wall face to the earth behind it. The height of the finished wall, soil characteristics, and the pressure on the wall caused by slopes, structures, and/or paved areas all affect the proper placement and lengths of geogrid.

WHAT IS RECONSTITUTED STONE?

Reconstituted Stone – is manufactured from the highest grade materials and will last for years. It is hand crafted, with molds taken from original natural stone for an authentic appearance. NicoStone products are a consistent thickness and is therefore easy to lay.

Colors – shades are subtle and subject to slight variations, especially highlighted in the weathered shades where many products are hand made to ensure a completely random, natural look. Colors will appear different depending upon the prevailing conditions such as sunlight, heavy shade or rain.

Therefore it is advisable to check the color and appearance of the actual product samples in dry daylight conditions before purchasing. Where possible, products should also be selected from the same production batch. Reconstituted stone will weather over time in a fashion similar to natural stone.

PAVING SLAB AND WALLSTONE COLOR

Please note that some products have a multi-color mix where the manufacturing process means that different color percentages are likely selected from multiple pallets prior to installation. Choose from three to five different packs.

Multi-colored products are produced randomly, therefore color proportions in different slabs may vary widely.

APPLICATION/SUITABILITY

Unless otherwise stated, the NicoStone materials featured in this catalog are intended for use in residential landscape projects. NicoStone decorative slabs are not suitable for driveways. The manufacturer cannot accept any liability where products have been used for any inappropriate purpose.

In the unlikely event of products reaching you in a less than satisfactory condition, please contact your local distributor directly, allowing time for the rejected product to be replaced. If a complaint is raised after laying the product, NicoStone cannot accept responsibility for any defect.

De-icing salts should not be used on NicoStone slabs.

SIZES & JOINT WIDTHS

All dimensions quoted in this catalog are nominal and are for guidance only. Actual sizes will vary, particularly on the products designed to replicate natural stone which have features such as riven profiles and fettled edges. Where space is critical, NicoStone recommends dry laying the product to check area required.

When laying random slabs and circles, and in particular Wetherdale Paving Slabs and Old Town Flagstone Paving Slabs with their fettled edges, joint widths will depend on the slab type & laying pattern chosen and will be variable – from approximately 1/2" to 1".

HANDLING

Standard manual handling techniques should be adopted when handling products. Some products in the NicoStone range are heavy or an awkward shape to lift and it is recommended that suitable lifting equipment be used for these products. Always wear gloves and safety footwear when handling product.

If product is to be cut, always wear safety goggles and when using a high speed saw also wear suitable respiratory protection, such as a dust mask.

Before removing wrapping or banding, ensure that the products are on level ground or retained in some way to prevent them from tipping over. When removing shrink wrapping and banding use the appropriate cutting tools; also it is recommended that safety goggles are worn.

Product should always be handled with care as breakages, chipping and other damage may result from mishandling. Minor scuffing can occur due to movement in transit and will generally disappear in time. If in doubt do not install the product, consult your NicoStone Representative.

SPECIAL NOTES

All measurements are nominal. Dimensions include the joint widths when fully installed. Dimensions/height: May vary up to 1/4" due to unique manufacturing technique. NicoStone provides only general installation guidelines, climate and soil conditions may vary by region.





Versailles Travertine shown in Marble Blend with
Versailles Travertine 8x8 Border shown in Raven





LOCATIONS

New York

Corporate Headquarters

640 Muncy Avenue • Lindenhurst, NY 11757

P: 631.669.0700 • F: 631.669.0711

Nicostone by Nicolock

200 Henry Street • Lindenhurst, NY 11757

P: 631.669.0600 • F: 631.669.8052

Albany

One Mustang Drive • Cohoes, NY 12047

P: 518.888.2731 • F: 518.252.4937

New Jersey

482 Houses Corner Rd • Sparta, NJ 07871

P: 551.232.6443 • F: 973.425.5188

Pennsylvania

85 Ben Fairless Drive • Morrisville, PA, 19067

P: 201.932.4500 • F: 732.960.9950

New England

99 Stoddard Avenue • North Haven, CT 06473

P: 203.234.2800 • F: 203.985.0381

Massachusetts

241 Francis Avenue • Mansfield, MA 02048

P: 508.298.2243 • F: 508.590.7678

Maryland

8400 Progress Court • Frederick, MD 21701

P: 301.620.0100 • F: 301.620.0007

Delaware

1000 South Market Street • Wilmington, DE 19801

P: 302.981.0986 • F: 302.691.4500

Virginia

9124 Barricade Lane • Mechanicsville, VA 23116

P: 571.332.3513 • F: 571.406.1251



| nicolock.com